

Globe Theatre Trust Board

Draft Annual Report

2021-2022

JUNE 30TH 2022

SHOWCASING OUR COMMUNITY



CONCERTS

VENUE
FOR
HIRE

MUSIC



DANCE

CABARET

THEATRE

KIDS
SHOWS

COMEDY

FILM

CONFERENCES

Phone: (06) 351 4409 Email: info@globetheatre.co.nz

CONTENTS

Chairperson’s Report	4
Manager’s Report	5
Performance Measures - 12 Months to 30 June 2022	11
Definitions	11
User Groups	11
Usage and performance.....	11
Performance based usage.....	11
Non-Performance Based Usage	11
Strategic priorities and performance monitoring for 2021/22.....	12
Strategic Priority 2: Support the local performing arts community to showcase their diverse talents at the Globe, and working to ensure our users represent the diversity of the Palmerston North community	14
Strategic Priority 3: Maintain and develop facilities that enable our communities to produce and enjoy the very best performing arts that can be offered, ensuring that the Globe remains a cutting edge, visible and resilient cultural institution/facility.....	15
The Globe Theatre Trust Financial Statements For The 12 Months Ended 30 June 2022	16
Statement of Responsibility.....	16
Entity Information For 12 Months To 30 June 2022.....	16
Statement Of Financial Performance For 12 Months To 30 June 2021.....	18
Statement Of Financial Position As At 30 June 2022.....	19
Statement Of Changes In Accumulated Funds For 12 Months To 30 June 2022.....	19
Statement Of Cash Flows For 12 Months To 30 June 2022.....	20
Notes to the Financial Statements	20
Reporting Entity	20
Basis of Preparation	20
Contingent Liability	29
Contingent Assets	29
Palmerston North City Council.....	29
Key Management Personnel.....	29
Revenue	30
Expenditure.....	30
Balance sheet	30
COVID-19 Virus impact.....	30

SHOWCASING OUR COMMUNITY

Trust Details as at 30 June 2020	
Nature of Business	Theatre
Establishment Date	15 April 2002
Trustees	J Adams (Chairperson) M May N Cross R Harris R Sheppard C Wilson
Secretary	M May
Treasurer	N Cross
Address	312 Main Street PO Box 132 Palmerston North Telephone: (06) 351 4409
Bankers	Bank of New Zealand
Solicitors	Cooper Rapley
Accountants	About Time Accounting Services Limited
Registered Office	C/ Palmerston North City Council Civic Administration Building The Square Palmerston North
Incorporation Number	1206039
Inland Revenue Number	43-006-495



SHOWCASING OUR COMMUNITY

CHAIRPERSON'S REPORT

The Globe Theatre Trust Board is pleased to present this annual report to the Council. The year ended June 2022 had its challenges thanks to the lockdowns in the first quarter of our financial year and the continued capacity restrictions until December 2021. These conditions had a huge impact on the theatre in terms events being held, cancellations and postponements to be managed and the willingness of artists to visit. As a result we failed to meet some of our measures as agreed with Council but this is not a major concern as we are well positioned, both financially and operationally, going forward.

Two aspects of theatre use that we are particularly proud of is the sheer diversity of events and users that we are attracting, and the increased community usage. Gerry explains this a little more fully in his manager's report but from a Board perspective we acknowledge that you would be hard pressed to find another theatre in the country that is as busy as The Globe and hosting anywhere near the number of events. The diverse nature of events staged is a source of immense satisfaction.

Three quarters of our usage comes from "Community" based events, and Gerry, our manager, has worked hard to increase the number of organisations with whom we work on an MOU basis. We are having a lot of success in terms of repeat business, actual and forecast, by working cooperatively in this manner. This is an area of potential for us.

Regular shows from the Manawatu Youth Theatre, Manawatu Jazz Festival, The Comedy Hub, Alliance Francaise and the Sunday Matinee Series provide a solid base for the theatre.

Financially we are in good heart, our staff are outstanding and our Board stable.

Priorities going forward include upgrading our sound and lighting systems (funds are in hand to do this), continuing to attract a diverse range of performing arts opportunities, growing our audiences and strengthening our Board.

We are well served by our staff with Gerry and his team consistently going above and beyond what is required of them. Thanks for that. Thanks also to our volunteers who keep things ticking over – we would be lost without you.

Lastly thanks to our Board who work as a team. Your advice and input is valued.

John Adams
Chairperson
July 2022

SHOWCASING OUR COMMUNITY

MANAGER'S REPORT

After another year of theatre life. It feels a bit like the movie "Groundhog Day", in the sense that I am writing my manager's report, and I can probably get away with copying and pasting from last year.

We have had, once again, another excellent year at the Globe Theatre. The COVID cloud was still hanging over us as we entered the new financial year in July 2021 and, in fact, that cloud has continued to hang around throughout this year. As has been mentioned in previous reports, we can sit there and look at it all with doom and gloom or we can stand up and face it head on. The theatre ethos since I took over in October 2019 has been a very positive and vibrant one. I believe that attitude has rubbed off on several of our performance groups who had their own COVID issues and uncertainties to work through, yet after numerous solution-focussed discussions and conversations, they came in to the theatre full of life and ready to put on some wonderful performances. It was vital that we supported all our groups and gave them the assistance and care they needed. Often, it was just a friendly smile and a 'hello' as they entered the theatre, but there were times when it was a deep and meaningful conversation as to why they should continue with their plans. And we also had a number of postponements & cancellations which were supported with a high level of understanding.

We continued to have a wide variety of shows and events. Theatre, dance, comedy, music, celebration, film, conference, and church all played a role throughout the year. It was pleasing to note that what we might call our 'core' events of theatre, comedy, music, and conference, all scored similar percentages when looked at statistically, as shown in Figure 1.

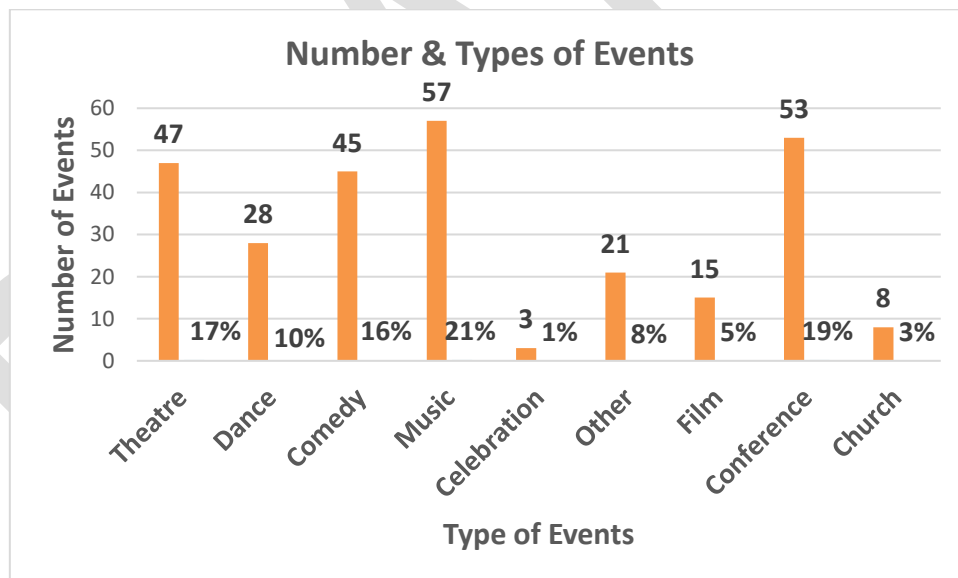


Figure 1.

Theatre usage was slightly down compared to previous years as can be seen in Figure 2 below. This can be attributed to the 6 week closure during August/September 2021 due to COVID and the Manawatu Theatre Society not performing during November 2021 and April 2022. We also had reduced capacity until the beginning of December 2021, due to the COVID restrictions, which very much played a part. These factors reduced our usage by approximately 100 usages. Looking forward to 2022-2023, our first quarter numbers are already exceeding our Statement of Intent measures.

SHOWCASING OUR COMMUNITY

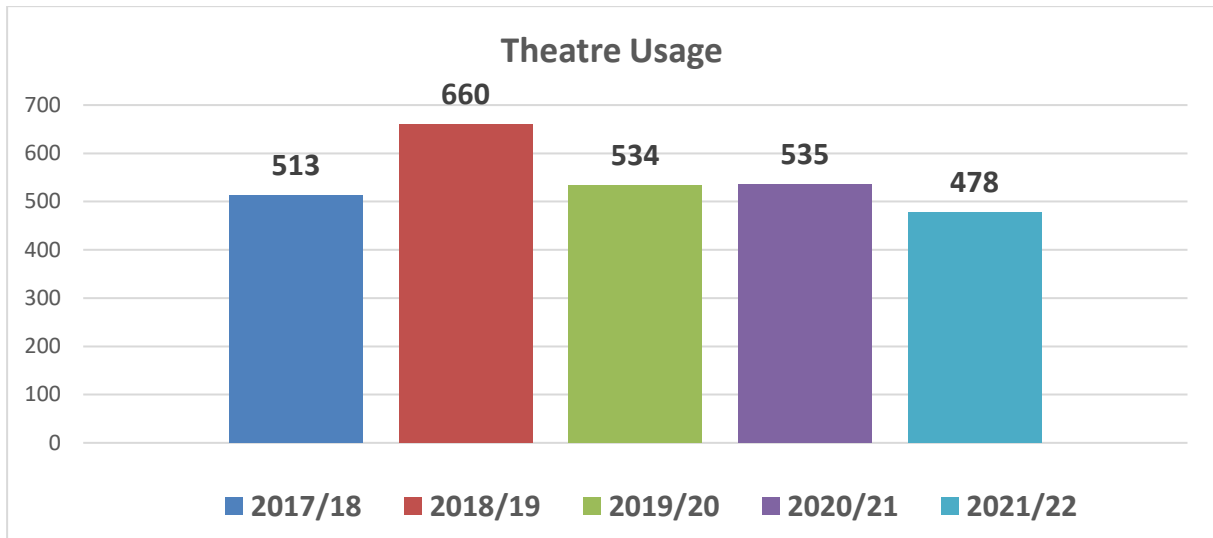


Figure 2.

There is a very important distinction between Theatre Usage and Performances, which are both equally important. Usage is the general term used to refer to any part of the theatre set aside for usage, e.g., for performances, rehearsals, meetings, and any other types of events. Performance is the term we use to refer to an event in front of an audience. Since the lockdown during August and September 2021 affected approximately 35 performances (see Figure 3), this is also reflected in the general usage of the theatre.

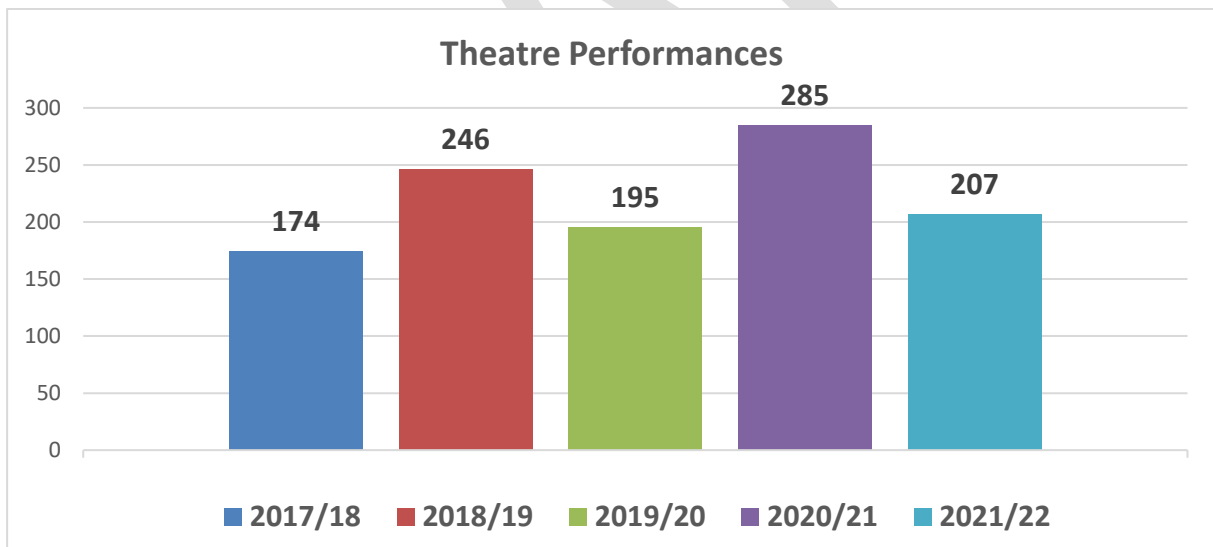


Figure 3.

Despite all the difficulties that the industry is facing across the country, I want to highlight in my manager's report this year how stable and consistent the Globe theatre has been over the past 5 years. There is always room for growth, but any growth must be factored in with staffing & resources.

SHOWCASING OUR COMMUNITY

As you can see from the bottom of each page, we are proud to be “Showcasing Our Community”. We are a community theatre, and we work very closely with several community groups who see the Globe Theatre as their “Performance Home”. Our Memorandum of Understanding (MOU) users has grown from 9 to 12.

- Manawatu Theatre Society
- Alliance Francaise
- Comedy Hub
- DIY Comedy
- Ian Harman (Mr Lola Illusion and the Boom Boom Room Burlesque)
- Manawatu Youth Theatre
- Michelle Robinson Dance Studio
- Rose Academy of Dance and Performing Arts
- Pūrerehua Storytelling
- Sunday Matinee Series
- Tall Poppies Performance Group
- Equippers Church

These MOU groups, along with the many other community groups that use the theatre, allow us to proudly state that over 75% of theatre use is by a community group as shown in Figure 4 below. These community groups also include

- Network of Skilled Migrants Manawatu
- Aotearoa Country Music Awards
- Manawatu Jazz Festival
- The RNZE Charitable Trust
- Creative City Conversations
- Helen O’Grady Drama Academy
- JorJazz Dance and Fitness
- Massey Viva Choir
- REACT
- Crow’s Feet Dance Collective

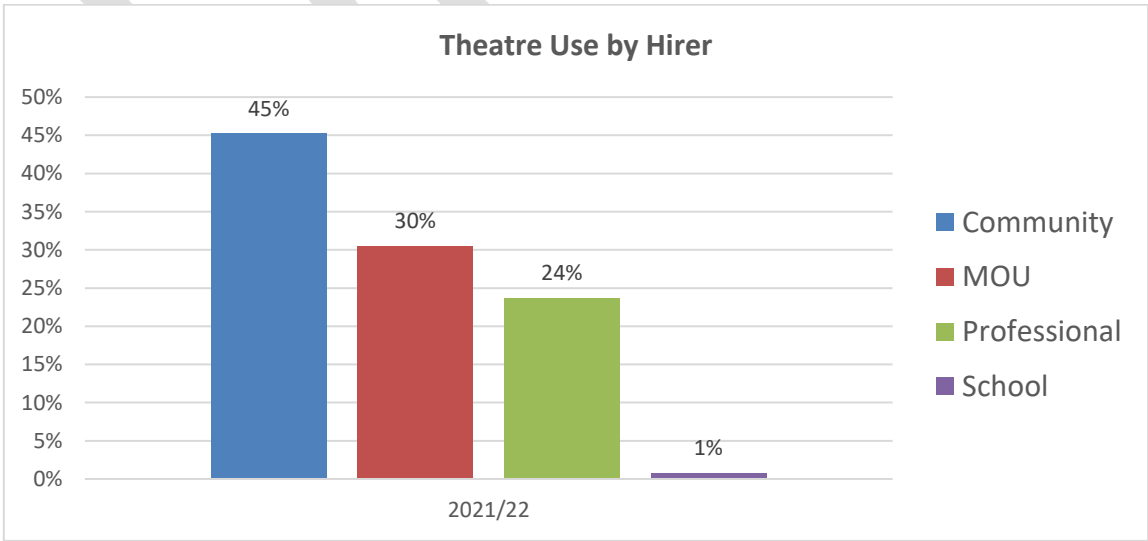


Figure 4.

SHOWCASING OUR COMMUNITY

2021-2022 Highlights

When I look back on the year, there are always some shows that stand out for me personally. First and foremost is the Manawatu Youth Theatre (MYTH) production during the July School Holidays. I clearly remember saying to Matt Kilsby-Halliday, (Globe Theatre Assistant Manager) when he had his first taste of MYTH, that when he walks through the back door each morning, not to worry about the mess. Between the technical crew, the cast and the huge number of backstage helpers that assist every year, these people are just amazing. They bring a lot of energy and vitality to the theatre, and year after year, all their performances are sold out shows, which is a testament to their hard work, professional attitude, and community engagement. Graham Johnston, MYTH Director, brings everyone together and they deliver time after time.

Altitude Pole & Fitness and Corps De Burlesque Graduate Showcases are two community groups that are new to the Globe Theatre who have quickly become firm favourites. What I love about their performances is the opportunity they give to their students to get up on stage and perform. We talk about our audience numbers and how important it is to have 'bums on seats'. What is often forgotten is the performers themselves and the backstage crew. Giving them the opportunity to be a part of something special is very much a part of what the Globe Theatre is about.

We also have placed a strong focus on growing our influence through the development of networks and creative use of our personal and professional contacts. Levin Little Theatre, which we welcomed to Palmerston North in July 2021 with their production of "Calendar Girls" is a good example of our effort. Our association with Levin Little Theatre came about through Matt Kilsby-Halliday, who is a member of this group. After a very successful season of "Calendar Girls" in Levin, Matt proposed bringing the show to the Globe. This offer was very well received by the Levin Little Theatre, and we hope to make this a regular event.

The Manawatu Jazz Festival took over the theatre for the Queen's Birthday Weekend in June. This is another example of the theatre working with a local organisation, the Manawatu Jazz Club, to bring 5 days of music events to Palmerston North. When you think of all the events that take place in Palmerston North that could be seen as events that would attract visitors to our city, the Manawatu Jazz Festival is one of them, and we feel privileged to welcome the performers and provide them with an opportunity to showcase their talent.

While the New Zealand borders were closed during the year, we were still able to attract 21 national/international performers to the theatre. This number is on par with previous years. We also had 13 performers who appreciated the opportunity of our 70/30 hire option. This option is well received by touring groups as it removes the pressure to sell a certain number of seats just to cover the venue hire. It also encourages touring groups to come to Palmerston North. I believe that this initiative aligns very nicely with the Palmerston North City Council's vision of being a Creative and Exciting City.

When we talk about numbers and statistics, there is often an emphasis on the number of people attending shows. While this is important, as I mentioned previously, the opportunity for people to perform and be involved in a show, is also important. During the 2021-2022 year, over **14,657** people attended shows/events at the theatre and **1,785** people were on stage or involved in the production.

We put ourselves forward for the Entertainment Venues Association of New Zealand (EVANZ) Small Venue of the Year award. We are very proud of what we do and decided it was time to spread the word amongst our fellow theatres. We made it to the final three finalists, and while we did not win, this experience provided us with useful insights and ideas on how to better the theatre and the services we provide. We hope that with this new knowledge, we will have a stronger claim for the award in late 2022.

SHOWCASING OUR COMMUNITY

It was a delight to finally see work commence on the Globe 1 backstage renovations in January 2022. This work was long overdue and the feedback from users has been very complimentary. We also worked with the PNCC Facilities Management Officers and scheduled in some theatre painting during February & March 2022 (as well as further painting work to be done later). With the new Facilities Management Officer, Bailey Woodman, looking after the theatre, regular maintenance of the theatre has been scheduled.

We would like to express our sincerest gratitude to our funders/supporters:

- Palmerston North City Council
- Community Organisation Grant Scheme (COGS) – Front of House training funding
- Stevensons Doors – New Globe 1 backstage roller door
- Central Energy Trust – Audio and lighting funding

What's next for the Globe Theatre?

“The future is so bright; I've got to wear shades”. While it may be a lyric from a popular song, it also aptly describes the next year.

From July 2022 to June 2023, there are currently only 4 weekends available for hire and that's in January. The Manawatu Theatre Society are booked in for November and April and all our MOU groups and regular theatre users have their dates confirmed. I believe that the trust that the performers, MOU, and community groups place in us is evidenced in such positive prospects for the upcoming year.

Our Statement of Intent for 2022-2025 was very well received by the Council. We worked very closely with council officers to re-evaluate our performance measures and to identify what we really want to achieve over the next few years. This is an ongoing discussion in the theatre as we look to the future.

We continue to investigate the ways of promoting the theatre and also analyse and reflect on our performance to find solutions for even better outcomes for our patrons and hirers. To this end, we will be launching our new website in October 2022 and have been working with a local photographer/videographer to produce some promotional material that we can use.

To the team here at the Globe Theatre, Matt, Jaye, Brayden, Emily, Lillian, and Tiaki, thank you for all your support and hard work throughout the year. We are a small but close team, and we complement each other well. The theatre is successful because of the work you do. As a team, we all want the Globe to be a 'happening place'.

I would like to say a huge thank you to our Board of Trustees. John, Margaret, Russell, Ralph, Chris, and Nathan. The Globe Theatre Trust Board have a wonderful knack of knowing when to get involved and when to leave us do our job. Their knowledge and expertise can never be understated, and I thank them for their support throughout the year.

To our Front of House team, many thanks for all you did throughout the year. We keep things nice and simple at the theatre, and you fit in very nicely when you are here.

Gerry Keating, Manager
July 2022

SHOWCASING OUR COMMUNITY

Disney
Aladdin Jr.

July Wednesday 14th to Friday 23rd
Adults \$15
Children \$12

[MYTH] PRODUCTIONS

PALMY
PACIFIC
THEATRE
TRUST

globe
theatre

Tickets available from the box office or online at www.globetheatre.co.nz

Levin Little Theatre
Presents:

Calendar Girls

Tues 27 & Wed 28 July
7.30PM

Tickets: \$25

Tickets available at the Box Office or online at www.globetheatre.co.nz

globe
theatre

THE LOOK OF
love

CLOSE TO YOU
Alfie
Anyone Who
Had A
Heart
Walk
On
By
The Look
Of Love

WHAT THE
WORLD NEEDS
NOW
THE WHAT
FR ARE
FOR

ALI HARPER
Celebrates the music of
BURT BACHARACH

Thurs 29 & Fri 30
July
7.30PM

Early Bird \$38 until June 29th
Adult \$45
Senior \$40
Groups of 6+ \$38

Tickets available at the Box Office or online at www.globetheatre.co.nz

globe
theatre

SHOWCASING OUR COMMUNITY

PERFORMANCE MEASURES - 12 MONTHS TO 30 JUNE 2022

DEFINITIONS

USER GROUPS

MOU – has a Memorandum of Understanding arrangement with the Globe Theatre, is performance-based, may be a community group or professional group

Community – the hirer is a community organisation, may or may not be performance based

Professional – the hirer is a professional performing arts practitioner, a private individual or a commercial company, may or may not be performance based

School – is recognised as a primary, intermediate, or secondary educational facility, may or may not be performance based

USAGE AND PERFORMANCE

Usage – A space in the theatre is set aside for a specific event, activity, or exclusive use by a hirer.

Performance – The “usage” involves an audience of any description

Note: The Theatre has two auditoria, a foyer and a rehearsal room which are all available for hire. Thus, there may be multiple uses, both across hireable spaces and of single hire spaces – for example morning and evening use in the same space - in any one day

PERFORMANCE BASED USAGE:

Theatre – a dramatic performance on stage to an audience, open to the public, may be ticketed or not, or a rehearsal towards a performance in front of an audience

Music – a musical performance on stage to an audience, open to the public, may be ticketed or not, or a rehearsal towards a performance in front of an audience

Film – a film shown to an audience, open to the public, may be ticketed or not

Dance – a dance performance on stage to an audience, open to the public, may be ticketed or not, or a rehearsal towards a performance in front of an audience

Comedy – a comedy performance on stage to an audience, open to the public, may be ticketed or not, or a rehearsal towards a performance in front of an audience

NON-PERFORMANCE BASED USAGE:

Conference – a presentation on stage to an audience, may be open to the public or may be pre-registered delegates, may be ticketed or not

Celebration – a ceremony, party, or other festive event, may be open to the public or not, may involve a performance to an audience, may be ticketed or not

Other – anything else



SHOWCASING OUR COMMUNITY

Strategic priorities and performance monitoring for 2021/22

STRATEGIC PRIORITY 1: ENSURE THAT THERE ARE MORE, AND MORE VISIBLE, ARTS AND ACTIVITIES AT THE GLOBE THAT CONTRIBUTE TO THE COUNCIL'S ASPIRATIONS AS AN ARTS POWERHOUSE.		
Outcomes	Outputs (KPIs)	
	Target 2021/2022 SOI	Result at 30 June 2022
Number of usages Result at 30 June 2020: 534 Result at 30 June 2021: 535	650	Not Achieved: 478 Lockdowns from August 18 th , 2021, to September 7 th , 2021, forced the cancellation of 61 Usages. We also had no Manawatu Theatre Society show in November 2021 & April 2022. COVID restrictions continued to December 2021 which meant reduced capacity at the theatre. Due to our COVID Vaccination Policy, Equippers Church moved to a new venue from December 2021.
Number of performances Result at 30 June 2020: 215 Result at 30 June 2021: 285	220	Not Achieved: 207 Lockdowns from August 18 th , 2021, to September 7 th , 2021, forced the cancellation of 61 Usages. We also had no Manawatu Theatre Society show in November 2021 & April 2022. COVID restrictions continued to December 2021 which meant reduced capacity at the theatre. Due to our COVID Vaccination Policy, Equippers Church moved to a new venue from December 2021.
Hours of use by hirers Result at 30 June 2020: 1,988 Result at 30 June 2021: 2,207	2,600	Not Achieved: 1,966 Lockdowns from August 18 th , 2021, to September 7 th , 2021, forced the cancellation of 61 Usages. We also had no Manawatu Theatre Society show in November 2021 & April 2022. COVID restrictions continued to December 2021 which meant reduced capacity at the theatre. Due to our COVID Vaccination Policy, Equippers Church moved to a new venue from December 2021.
Participants Result at 30 June 2020: 1,785 Result at 30 June 2021: 3,351	1,750	Achieved: 1,785 Organiser/Performer/Speaker/Backstage/Technician *Should this figure also include participants of groups that hire the theatre but are not performance based?, i.e., a choir that rehearses at the theatre for a performance at another venue. For 2021-2022, this figure was 3,465
Audience Result at 30 June 2020: 15,487 Result at 30 June 2021: 23,225	26,000	Not Achieved: 14,657 Lockdowns from August 18 th , 2021, to September 7 th , 2021, forced the cancellation of 61 Usages. We also had no Manawatu Theatre Society show in November 2021 & April 2022. COVID restrictions continued to December 2021 which meant reduced capacity at the theatre. Due to our COVID Vaccination Policy, Equippers Church moved to a new venue from December 2021.

SHOWCASING OUR COMMUNITY

STRATEGIC PRIORITY 1: ENSURE THAT THERE ARE MORE, AND MORE VISIBLE, ARTS AND ACTIVITIES AT THE GLOBE THAT CONTRIBUTE TO THE COUNCIL'S ASPIRATIONS AS AN ARTS POWERHOUSE.

Outcomes	Outputs (KPIs)	
	Target 2021/2022 SOI	Result at 30 June 2022
Maintain or improve satisfaction ratings of hirers Result at 30 June 2020: 94% (n=36) Result at 30 June 2021: 100% (n=18)	Result maintained or improved	Achieved: 100% rate the Globe Theatre as an Excellent or Good venue Surveys responded (n=22)
Maintain or improve satisfaction ratings of audience Result at 30 June 2020: 93% (n=119) Result at 30 June 2021: 91% (n=119)	Result maintained or improved	Achieved: 95% rate the Globe Theatre as an Excellent or Very Good venue 96% rated the performances they attended as Excellent or Very Good Survey sent to 4,204 audience members of which 256 responded (6%).
Number of national and international visiting productions performing at the Globe Result at 30 June 2020: 22 Result at 30 June 2021: 17	15	Achieved: 21 organisations/groups classed as national or international were brought to the theatre <ul style="list-style-type: none"> - Daniel Champagne - Aroha String Quartet - Ben Crellin (The MAN) - Graeme James - Ali Harper - Olga Shanina - French For Rabbits - Lucien Johnson - The Going Bananas Show - Chamber Music NZ - Frank Talbot - The Blond Belles Country Show - Butter Wouldn't Melt - The Big Bike Film Night - Tofiga - Dan Brader - Turkey The Bird - The Manawatu Jazz Festival - Smokefree Rockquest - Reckless – The Bryan Adams Tribute Show - Lola & Friends

SHOWCASING OUR COMMUNITY

STRATEGIC PRIORITY 2: SUPPORT THE LOCAL PERFORMING ARTS COMMUNITY TO SHOWCASE THEIR DIVERSE TALENTS AT THE GLOBE, AND WORKING TO ENSURE OUR USERS REPRESENT THE DIVERSITY OF THE PALMERSTON NORTH COMMUNITY

Outcomes	Outputs (KPIs)	
	Target 2021/2022 SOI	Result at 30 June 2022
<p>Proportion of use that is driven through MOU arrangements and is performance based Result at 30 June 2020: 54% Result at 30 June 2021: 56%</p>	70%	<p>Not Achieved: 36% 12 MOU arrangements are currently in place: - Alliance Francaise - Michelle Robinson School of Dance - Manawatu Theatre Society - Sunday Matinee Series - Tall Poppies - Rose Academy - The Comedy Hub - Equippers Church - DIY Comedy - Ian Harman (Lola & Friends and the Boom Boom Room Burlesque) - Manawatu Youth Theatre - Pūrerehua Storytelling</p> <p>*This measure is being removed from 2022/2023</p>
<p>Proportion of MOU-driven use that is performance-based Result at 30 June 2020: 45% Result at 30 June 2021: 56%</p>	95%	<p>Not Achieved: 68%</p> <p>*This measure is being removed from 2022/2023</p> <p>The Comedy Hub run several workshops during the year. This counts towards usage but is not a performance. Likewise with dance and drama groups. They may perform 5 times but use the theatre for rehearsals 20 times. The number of usages is always going to far outweigh the number of performances and is not a fair reflection of use that is performance based.</p>
<p>Proportion of overall usage from established community groups Result at 30 June 2020: 31% Result at 30 June 2021: 48%</p>	Result maintained or improved	<p>Achieved: 69% 329 uses out of 478 total usages from Community group. This metric has been calculated differently this year. MOU groups have been included as they are also classed as Community Groups.</p>
<p>Proportion of overall usage from new community groups Result at 30 June 2020: 8.8% Result at 30 June 2021: 7.5%</p>	Result maintained or improved	<p>Not Achieved: 4% 18 new hirers identify as a Community Group.</p> <p>*This measure is being removed from 2022/2023</p>

SHOWCASING OUR COMMUNITY

STRATEGIC PRIORITY 2: SUPPORT THE LOCAL PERFORMING ARTS COMMUNITY TO SHOWCASE THEIR DIVERSE TALENTS AT THE GLOBE, AND WORKING TO ENSURE OUR USERS REPRESENT THE DIVERSITY OF THE PALMERSTON NORTH COMMUNITY

Outcomes	Outputs (KPIs)	
	Target 2021/2022 SOI	Result at 30 June 2022

STRATEGIC PRIORITY 3: MAINTAIN AND DEVELOP FACILITIES THAT ENABLE OUR COMMUNITIES TO PRODUCE AND ENJOY THE VERY BEST PERFORMING ARTS THAT CAN BE OFFERED, ENSURING THAT THE GLOBE REMAINS A CUTTING EDGE, VISIBLE AND RESILIENT CULTURAL INSTITUTION/FACILITY.

Outcomes	Outputs (KPIs)	
	Target 2021/2022 SOI	Result at 30 June 2022
Carry out capital development programme	Globe 1: New backstage roller door installed	Achieved: Installed May 2022 * This measure is being removed from 2022/2023
Funding capital renewal programme from depreciation fund Result at 30 June 2020: 50% Result at 30 June 2020: 100%	60% depreciation costs available for capital renewal	Not Achieved: 45% depreciation funded * This measure is being removed from 2022/2023

THURS
28 OCT
7.30PM
\$25

LUCIEN JOHNSON QUARTET

Tickets available at the Box Office or online at www.globetheatre.co.nz **globe** theatre

LOLA AND FRIENDS
Lucky Dip
2021 SEASON

FRI 3 SEPT
8PM
\$37

Tickets available at the Box Office or online at www.globetheatre.co.nz **globe** theatre

SHOWCASING OUR COMMUNITY

THE GLOBE THEATRE TRUST FINANCIAL STATEMENTS FOR THE 12 MONTHS ENDED 30 JUNE 2022

Statement of Responsibility

We are responsible for the preparation of the Globe Theatre Trust's financial statements and statement of performance, and for the judgements made in them. We are responsible for any end-of-year performance information provided by the Globe Theatre Trust under section 19A of the Public Finance Act 1989. We have the responsibility for establishing and maintaining a system of internal control designed to provide reasonable assurance as to the integrity and reliability of financial reporting. In our opinion, these financial statements and statement of performance fairly reflect the financial position and operations of the Globe Theatre Trust for the 12 months ended 30 June 2021.

Signed on behalf of the Board:

Entity Information For 12 Months To 30 June 2022

LEGAL NAME, TYPE OF ENTITY AND LEGAL BASIS

The Globe Theatre Trust (the Trust) is a trust incorporated in New Zealand under the Charitable Trusts Act 1957 and is domiciled in New Zealand. The Trust is controlled by Palmerston North City Council (PNCC) and is a council-controlled organisation as defined under section 6 of the Local Government Act 2002, by the Council's right to appoint the Board of Trustees.

THE TRUST'S PURPOSE OR MISSION

The primary objective of the Trust is to promote the arts within Palmerston North by catering for a variety of local and touring arts and cultural events such as drama, comedy, musical theatre, dance and musical recitals, public artistic competitions, conferences and seminars, rather than making a financial return.

STRUCTURE OF THE TRUST'S OPERATIONS, INCLUDING GOVERNANCE ARRANGEMENTS

The Globe Theatre is a Council-owned venue that is managed by a Trust Board comprising 5 Council-appointed trustees and up to 2 trustees co-opted by these appointees.

MAIN SOURCES OF THE TRUST'S CASH AND RESOURCES


The Trust Board manages the theatre complex as multi-purpose venues for hire. Principally, the venues are for the performing arts with two theatres: one a 206 tiered-seat theatre and one a flat-floor performance space with an option of up to 105 tiered-seat layouts. The Trust Board also hires the foyer/cafe area and rehearsal room separately as required. The Trust Board maintains an asset register of equipment.

The Globe Theatre complex primarily serves the community performing arts in Palmerston North with an operating subsidy from the City Council which ensures that the complex is affordable for amateur and community arts groups. Particularly, the Theatre was developed in 1982 as a partnership project between the City Council and the Manawatu Theatre Society and this relationship remains enshrined on the Board's Trust Deed.

The theatre provides a quality experience that is also available to professional organisations for hire.

SHOWCASING OUR COMMUNITY

Finally, the Trust Board raises funds to maintain its equipment and asset register to ensure that it can continue to offer that quality experience to all its clients. As part of this, the Trust Board also promotes shows to raise funds for this purpose.



GRADUATE SHOWCASE

FRIDAY NOV 5th, 8PM

TICKETS: \$25 (This event is R18)

Tickets available at the Box Office or online at www.globetheatre.co.nz 

FRIDAY 3 DEC

7.30PM

\$30



Tickets available at the Box Office or online at www.globetheatre.co.nz 

SHOWCASING OUR COMMUNITY

Statement Of Financial Performance For 12 Months To 30 June 2022

	Note	Unaudited Actual 2022	SOI Budget 2022	Unaudited Actual 2021
Revenue				
Donations, Fundraising and Other Similar Revenue	2	5,367	10,532	32,655
COVID-19 Wage Subsidy		28,301	23,431	11,230
Council Funding	3	118,075	118,076	116,855
Investment Income		764	326	259
Sales of Goods and Services	4	114,309	170,256	153,505
Total Revenue		266,815	322,621	314,504
Expenditure				
Costs Related to Providing Goods and Services	5	33,888	36,378	44,811
Administration and Overhead Costs	7	27,416	28,468	27,289
Employee, Trustee and Contractor Costs	6	132,480	131,994	128,350
Other Expenses	8	34,488	25,642	21,915
Asset Write offs		0	0	0
Depreciation		58,572	57,988	55,268
Total Expenditure		286,844	280,470	277,634
Net Surplus/(Deficit)		-20,029	42,151	36,871

Network of Skilled Migrants Manawatū Presents: Pathways For Migration Workshop and Start of Year Celebration

**FRI 4 FEB,
6PM**



ENTRY: Register on:
nsmm.manawatu@gmail.com on or before
 January 30th. Refreshments will be provided.

globe
theatre

SHOWCASING OUR COMMUNITY

Statement Of Financial Position as at 30 June 2022

	Note	Unaudited Actual 2022	SOI Budget 2022	Unaudited Actual 2021
Current Assets				
Cash and Cash Equivalents	9	206,544	239,269	186,044
Debtors and Prepayments	10	4,569	4,000	3,991
Total Current Assets		211,113	243,269	190,035
Non Current Assets				
Property, Plant and Equipment	15	270,238	274,204	302,192
Total Non Current Assets		270,238	274,204	302,192
Total Assets		481,351	517,473	492,226
Liabilities				
Current Liabilities				
Creditors and Accrued Expenses	11	62,941	18,919	57,663
Employee Costs Payable	12	11,530	15,903	14,064
Unused Grants and Donations with Conditions	13	1,500	20,000	0
Total Current Liabilities		75,971	54,822	71,727
Non-Current Liabilities				
Non-Current Liabilities		4,911	0	0
Total Non Current Liabilities		4,911	0	0
Total Liabilities		80,882	54,822	71,727
Net Assets		400,469	462,651	420,499
Trust Equity				
Contributed Capital		100	100	100
Accumulated Surpluses	14	400,369	462,551	420,399
Total Trust Equity		400,469	462,651	420,499

Statement Of Changes in Trust Equity for 12 Months To 30 June 2022

	Note	Unaudited Actual 2022	SOI Budget 2022	Unaudited Actual 2021
Opening balance as at 1 July		420,499	420,500	383,628
Current Period Surplus /(Deficit)		-20,029	42,151	36,871
Balance at 30 June		400,469	462,651	420,499

SHOWCASING OUR COMMUNITY

Statement Of Cash Flows For 12 Months To 30 June 2022

Note	Unaudited Actual 2022	SOI Budget 2022	Unaudited Actual 2021
Cash Flows from Operating Activities			
	7,310	10,532	33,475
Donations and Fundraising			
	118,075	118,076	116,855
Receipts from Council Grants			
	260,653	153,342	367,900
Receipts from Sale of Goods and Services			
	28,301	23,431	11,230
COVID-19 Wage Subsidy			
	764	326	259
Interest Received			
	-372,302	-222,482	-442,423
Payments to Suppliers & staff			
	-592	0	2,609
Goods and Services Tax (net)			
Net Cash Flows from Operating Activities	42,208	83,225	89,905
Cash Flows from Investing Activities			
	-21,708	-30,000	-8,224
Purchase of Fixed Assets/Renewals			
	0	0	0
Sales of Fixed Assets			
Net Cash Flow from Investing Activities	-21,708	-30,000	-8,224
	20,501	53,225	81,682
Net Increase/(Decrease) in Cash and Cash Equivalents			
	186,044	186,044	104,362
Cash and Cash Equivalents at the start of the Year			
	206,544	239,269	186,044
Cash and Cash Equivalents at the End of the Year			

Notes to the Financial Statements

1 Statement of Accounting Policies

REPORTING ENTITY

The financial statements for the Trust are for twelve months ended 30 June 2022 and were approved by the Board of Trustees on 12th September 2022

BASIS OF PREPARATION

The Trust has elected to apply PBE SFR-A (PS) Public Benefit Entity Simple Format Reporting – Accrual (Public Sector) on the basis that it does not have public accountability as defined and has total annual expenses of equal to or less than \$2,000,000. All transactions in the performance report are reported using the accrual basis of accounting. The Performance Report is prepared under the assumption that the entity will continue to operate in the foreseeable future.

SHOWCASING OUR COMMUNITY

Statement of compliance

The financial statements of the Trust have been prepared in accordance with the requirements of the Local Government Act 2002, which includes the requirement to comply with generally accepted accounting practice in New Zealand (NZ GAAP).

Measurement base

The financial statements have been prepared on a historical cost basis.

SUMMARY OF SIGNIFICANT ACCOUNTING POLICIES

Changes in Accounting Policies

There have been no changes to accounting policies this year.

GST

The Trust is registered for GST. All amounts are recorded exclusive of GST, except for Debtors and Creditors which are stated inclusive of GST.

Sale of goods

Revenue from the sale of goods is recognised when the goods are sold to the customer.

Sale of services

Revenue from the sale of services is recognised by reference to the stage of completion of the services delivered at balance date as a percentage of the total services to be provided.

Theatre Hire

Charges for Theatre Hire are recognised when the Theatre is hired to the customer.

Interest Revenue

Interest revenue is recorded as it is earned during the year.

Grants

Grants received from the Palmerston North City Council are the primary source of funding to the Trust and are restricted for the purposes of the Trust meeting its objectives as specified in the Trust's trust deed.

Council, government, and non-government grants are recognised as revenue when they are received unless there is an obligation to return the funds if conditions of the grant are not met. If there is such an obligation, the grants are initially recorded as grants received in advance and recognised as revenue when conditions of the grant are satisfied.

Fundraising and Donations

Fundraising and donations are recognised as revenue when cash is received, unless the donations have a "use or return" condition attached. If there is such a condition, then the donation is initially recorded as a liability on receipt and recognised as revenue when conditions of the donation are met.

Donated assets revenue

Revenue from donated assets is recognised upon receipt of the asset if the asset has a useful life of 12 months or more, and the value of the asset is readily obtainable and significant.

Advertising, marketing, administration, overhead and fundraising costs

These are expensed when the related service has been received.

Bank Accounts and Cash

Bank accounts and cash comprise cash on hand, cheque or savings accounts, and deposits held at call with

SHOWCASING OUR COMMUNITY

banks. Bank overdrafts are presented as a current liability in the statement of financial position.

Debtors and other receivables

Debtors are initially recorded at the amount owed. When it is likely the amount owed (or some portion) will not be collected, a provision for impairment is recognised and the loss is recorded as a bad debt expense.

Investments

Deposits with banks are initially recorded at the amount paid. If it appears that the carrying amount of the investment will not be recovered; it is written down to the expected recoverable amount.

Property, plant, and equipment

Property, plant, and equipment is recorded at cost, less accumulated depreciation and impairment losses.

Donated assets are recognised upon receipt of the asset if the asset has a useful life of 12 months or more, and the current value of the asset is readily obtainable and significant. Significant donated assets for which current values are not readily obtainable are not recognised.

For an asset to be sold, the asset is impaired if the market price for an equivalent asset falls below its carrying amount.

For an asset to be used by the Trust, the asset is impaired if the value to the Trust in using the asset falls below the carrying amount of the asset.

Depreciation

Depreciation is provided on a straight-line basis at rates that will write off the cost of the assets over their useful lives. The useful lives and associated depreciation rates of major classes of assets have been estimated as follows

- Theatre Equipment 10 years (10%)
- Computer Equipment 5 years (20%)
- Furniture & Fittings 10 years (10%)

Creditors and other payables

Creditors and accrued expenses are measured at the amount owed.

Employee and contractor costs

Wages, salaries and annual leave are recorded as an expense as staff provide services and become entitled to wages, salaries and leave entitlements. Independent contractor costs are also included where at the discretion of management these services could equally have been delivered by an employee.

Performance payments are recorded when the employee has been notified that the payment has been granted.

Superannuation contributions are recorded as an expense as staff provide services.

Employee Costs Payable

A liability for employee costs payable is recognised when an employee has earned the entitlement.

These include salaries and wages accrued up to balance date and annual leave earned but not yet taken at balance date. A liability and expense for long service leave and retirement gratuities is recognised when the entitlement becomes available to the employee.

SHOWCASING OUR COMMUNITY

Provisions

The Trust recognises a provision for future expenditure of uncertain amount or timing when there is a present obligation because of a past event, it is probable that expenditure will be required to settle the obligation and a reliable estimate can be made of the amount of the obligation.

Income Tax

The Trust has been granted Charitable Status by the Inland Revenue Department and therefore is exempt from income tax.

Accumulated Funds

Accumulated Funds are measured through the following components:

- Retained Earnings
- Contributed Capital

Budget figures

The budget figures are derived from the Statement of Intent as approved by the Board at the beginning of the financial year. The budget figures have been prepared in accordance with Tier 3 standards, using accounting policies that are consistent with those adopted by the Board in preparing these financial statements.

Tier 2 PBE Accounting Standards applied

The Trust has applied the following Tier 2 Accounting Standards in preparing its financial statements.

Grant expenditure

Non-discretionary grants are those grants awarded if the grant application meets the specified criteria and are recognised as expenditure when an application that meets the specified criteria for the grant has been received.

Discretionary grants are those grants where the Globe Theatre Trust has no obligation to award on receipt of the grant application and are recognised as expenditure when approved by the Grants Approval Committee and the approval has been communicated to the applicant. The Globe Theatre Trust's grants awarded have no substantive conditions attached.

Wed 8 June
7 pm
THE ALLIANCE
FRANÇAISE
CAFÉ SCIENTIFIQUE
Public Science Talk Series
@ Globe Theatre

globe
theatre
af

Vitor Geniselli
PhD student Massey University
How gut microbes and the food we eat can shape our health and wellbeing

Created by Harryarts - freepik.com

SHOWCASING OUR COMMUNITY

2 Donations, Fundraising and Other Similar Revenue

	Unaudited Actual 2022	Unaudited Actual 2021
Donations and Fundraising	367	2,442
Other	5,000	30,212
Total Donations, Fundraising and Other Similar Revenue	5,367	32,655

“Other” fundraising comprises:

	Unaudited Actual 2022	Unaudited Actual 2021
Community Organisation Grant Scheme	5,000	5,000
Pub Charity Ltd	0	25,212
Total "Other"	5,000	30,212

3 Council Funding

	Unaudited Actual 2022	Unaudited Actual 2021
PNCC Grant	118,075	116,855
Total Council Funding	118,075	116,855

4 Sales of Goods and Services

	Unaudited Actual 2022	Unaudited Actual 2021
Cafe Sales	41,787	55,022
Donations for Venue Hire	1,948	2,379
Foyer Rental	0	330
Theatre Hire	58,652	76,648
Recoverable Income	3,512	3,734
Ticket Sales (commission and shows)	8,409	15,394
Total Sales of Goods and Services	114,309	153,505

SHOWCASING OUR COMMUNITY

5 Costs relating to Providing Goods and Services

	Unaudited Actual 2022	Unaudited Actual 2021
Café Expenses	21,771	29,506
Recoverable Expenses	3,056	3,633
Show Expenses	9,062	11,672
Total Costs Relating to Providing Goods and Services	33,888	44,811

6 Employee and Contractor Related Costs

	Unaudited Actual 2022	Unaudited Actual 2021
Salaries, Wages and Employment Related Costs	114,945	108,404
Contractor Costs	8,942	13,268
Trustee Remuneration	5,158	3,655
KiwiSaver Employer Contributions	3,435	3,024
Total Employee, Trustee and Contractor Costs	132,480	128,350

7 Administration and Overheads

	Unaudited Actual 2022	Unaudited Actual 2021
Advertising	0	81
Cleaning	4,373	4,719
Hire of Plant and equipment	90	90
Light, Heating and Power	10,823	11,475
Marketing	6,795	5,230
Office Costs	1,426	1,552
Postage, Printing and Stationery	1,110	1,179
Telephone and Internet	2,799	2,965
Total Administration and Overhead Costs	27,416	27,289

SHOWCASING OUR COMMUNITY

8 Other Expenses

	Unaudited Actual 2022	Unaudited Actual 2021
Audit Fees	9,773	9,035
Bad Debts	333	0
Bank Charges	410	918
Consulting and Accountancy	3,101	851
General Expenses	584	841
Insurance	2,895	2,821
Professional Development	0	750
Repairs and Maintenance	13,838	3,680
Security	748	731
Small Items Purchased Under \$500	312	0
Subscriptions and Compliance Costs	1,396	878
Waste Disposal	1,099	1,410
Total Other Expenses	34,488	21,915

9 Bank Accounts and Cash

	Unaudited Actual 2022	Unaudited Actual 2021
Cash on Hand	395	658
Non-Profit Current	28,936	69,008
Rapid Save (donations)	177,213	116,378
Total Cash and Cash Equivalents	206,544	186,044

10 Debtors and Prepayments

	Unaudited Actual 2022	Unaudited Actual 2021
Accounts receivable	4,569	3,991
Total Debtors and Prepayments	4,569	3,991

SHOWCASING OUR COMMUNITY

11 Creditors and Accrued Expenses

	Unaudited Actual 2022	Unaudited Actual 2021
Accrued Expenses	9,500	9,034
PAYE Payable	4,479	1,839
Creditors	8,781	7,360
GST Payable	702	2,525
Income in Advance	39,478	36,905
Total Creditors and Accrued Expenses	62,941	57,663

Creditors and other payables are non-interest bearing and are normally settled on 30-day terms. Therefore, the carrying value of creditors and other payables approximates their fair value.

12 Employee Costs Payable

	Unaudited Actual 2022	Unaudited Actual 2021
Holiday Pay Liability	9,594	9,486
Wages Accrual	1,935	4,578
Total Employee Costs Payable	11,530	14,064

13 Unused Donations and Grants with Conditions

	Unaudited Actual 2022	Unaudited Actual 2021
PNCC - Companion Card Funding	1,500	0
Total Unused Grants and Grants with Conditions	1,500	0

Grants received in advance relate to funding received for the provision of specific development where conditions of the grant have not yet been satisfied, and conditions include a “use or return” clause.

14 Accumulated Surpluses

	Unaudited Actual 2022	Unaudited Actual 2021
Balance as at 1 July	420,399	383,528
Current Period Surplus/(Deficit)	-20,029	36,871
Balance as at 30 June	400,369	420,399

SHOWCASING OUR COMMUNITY

15 Property, Plant & Equipment

	Furniture and fittings	Theatre Equipment	Computer Equipment	Total
Cost				
Cost as at 1 July 2020	50,221	641,210	2,248	693,679
Additions	-	8,223	-	8,223
Disposals	-	-	-	0
Cost as at 30 June 2021	50,221	649,433	2,248	701,902
Accumulated depreciation and Impairment Losses				
Balance as at 1 July 2020	22,903	319,400	2,137	344,440
Depreciation Expenses	5,427	49,733	109	55,269
Disposals	-	-	-	-
Balance as at 30 June 2021	28,330	369,133	2,246	399,709
Carrying Amount at 30 June 2021	21,891	280,300	2	302,193
Cost				
Cost as at 1 July 2021	50,221	649,433	2,248	701,902
Additions	6,202	17,874	2,540	26,616
Disposals	-	-	-	-
Cost as at 30 June 2022	56,423	667,307	4,788	728,518
Accumulated depreciation and Impairment Losses				
Balance as at 1 July 2021	28,329	369,133	2,246	399,708
Depreciation Expenses	6,316	52,044	212	58,572
Disposals	-	-	-	-
Balance as at 30 June 2022	34,645	421,177	2,458	458,280
Carrying Amount at 30 June 2022	21,778	246,130	2,330	270,238

SHOWCASING OUR COMMUNITY

16 Capital Commitments and Operating Leases

The Trust has no capital commitments and no operating lease as at balance date (2021 \$nil).

17 Contingencies

CONTINGENT LIABILITY

The Trust has no known contingent liabilities as at balance date (2021 \$nil).

CONTINGENT ASSETS

The Trust has no known contingent assets as at balance date (2021 \$nil).

18 Related Party Transactions

The Trust was settled by the Palmerston North City Council and receives a significant amount of operating grants from the Council to deliver its objectives as specified in the Trust Deed. In addition, the Trust does not pay a lease to use the Council building. The Palmerston North City Council is the ultimate controlling party of the Trust.

The following transactions were carried out with related parties during the year:

PALMERSTON NORTH CITY COUNCIL

The total amount of operating grants received from the Council is disclosed in the statement of financial comprehensive income, being \$118,075 (2021 \$116,855). No other grant funding was received from Council in 2022 (2021 \$nil). There is no outstanding balance at balance date (2021 \$nil).

No capital contributions were received from Council (2021 \$nil).

Good and services of \$2,943.68 (excl GST) (2021 \$3,880.60) were purchased from the Council relating to gas, insurance, rates, telephone service, food registration fee, bar licence renewal & bar manager's licence fee. At balance date the amount outstanding is \$364.18 (2020 \$645.15).

Goods and services of \$4,061.34 (excl GST) (2021 \$1,863.21) were supplied to the Council on normal commercial terms. At balance date the amount outstanding was \$1,570 (excl GST) (2021 \$nil).

The Trust did not provide any free venue to PNCC during the year (2021 \$nil).

KEY MANAGEMENT PERSONNEL

Goods and services (Ticket Sales) of \$3,858.93 (excl GST) (2021 \$nil) were purchased from The Comedy Hub, a society of which Trustee N. Cross is a member, on normal commercial terms. At balance date there was nil owing (2021 \$nil). The Trust has no outstanding accruals owing to The Comedy Hub, a society of which Trustee N. Cross is a member (2021 \$nil).

No provision has been required, nor any expense recognised, for impairment of receivables from related parties (2021 \$nil).

During 2021/2022, Trustees were paid a meeting fee of \$85 for each Board meeting attended. All remuneration paid to the staff is disclosed in Note 6. No other benefits were provided.

SHOWCASING OUR COMMUNITY

The Key Management Personnel is made up of six Trustees, including the Chairperson, Treasurer and Secretary, 1 full time Manager and 1 Assistant Manager.

19 Capital Management

The Trust's capital is its equity, which comprises Trust capital and retained surpluses. Equity is represented by net assets.

The Trust deed requires the Board of Trustees to manage its revenues, expenses, assets, liabilities, investments, and general financial dealings prudently. The Trust's equity is largely managed as a by-product of managing revenues, expenses, assets, liabilities, investments, and general financial dealings.

The objective of managing the Trust's equity is to ensure that the Trust effectively achieves its objectives and purpose, whilst remaining a going concern.

20 Explanation of major variances against budget

REVENUE

Donations & Fundraising Income: Only one funding payment, \$5,000, was received during the 2021/2022 year from the Community Organisation Grant Scheme (COGS). This was the third and final instalment of a three year grant.

COVID-19 Wage Subsidy and Resurgence Payments of \$28,301 were received during the year 2021/2022.

EXPENDITURE

Unplanned Repairs & Maintenance took place during January and February 2022 to take advantage of painting work being completed by the Palmerston North City Council. This painting work was not scheduled at the beginning of the year but with Globe 1 backstage renovations taking place in early 2022, it was decided to make repairs and maintenance to the Globe 1 stage and theatre. This repairs & maintenance were not budgeted for.

BALANCE SHEET

Variance for cash balance is due to the following:

(a) Decreased income for ticket sales/theatre hire for shows due to COVID-19 lockdowns and capacity restrictions

Creditors and accrued expenses include ticketing money held on behalf of hirers for shows in late June or early July. The amount is unknown at year end so cannot be confidently predicted in the budget.

COVID-19 VIRUS IMPACT

The Trust is ever mindful of the impact the COVID pandemic is continuing to have on society and the arts community. The August and September 2021 lockdowns and the capacity restrictions placed on the theatre from August 2021 to December 2021, had a major impact on the theatre's performance due to the nature of the shows/events due to take place and the ability to reschedule those shows/events.

The Trust has reviewed its operating plans for the coming year. It is expected that the Theatre's Council grant funding and reserves will be adequate to maintain operations throughout this period.

SHOWCASING OUR COMMUNITY

21 **Events after Balance Date**

There were no events after balance date that require disclosure.

22 **Ability to continue operating**

The Trust intends to continue operating in future periods.

DRAFT

SHOWCASING OUR COMMUNITY