

# Globe Theatre Trust Board

## Draft Annual Report

### 2022-2023



**PETER PAN™  
JR.**

**JULY 13 - 22**

TICKETS \$13 - \$15

BOOK AT THE GLOBE THEATRE

WWW.GLOBETHEATRE.CO.NZ

06 351 4409

**globe**  
theatre

MYTH PALMY<sup>®</sup>  
PRODUCTIONS

Tickets available at the Box Office or online at [www.globetheatre.co.nz](http://www.globetheatre.co.nz)

The poster features a dark, atmospheric scene with a pirate ship's mast and skull-and-crossbones flag on the left. In the center, a figure is seen flying through a cloudy, blue sky. The title 'PETER PAN JR.' is written in a large, ornate, brown serif font. The background is a mix of dark blues and greens, suggesting a night sky or a forest scene.

# CONTENTS

Chairperson’s Report .....	4
Manager’s Report .....	6
Performance Measures - 12 Months to 30 June 2023 .....	14
Definitions .....	14
User Groups .....	14
Usage and performance .....	14
Performance based usage .....	14
Non-Performance Based Usage .....	14
Strategic priorities and performance monitoring for 2022/23 .....	15
Strategic Priority 2: Support the local performing arts community to showcase their diverse talents at the Globe, and working to ensure our users represent the diversity of the Palmerston North community .....	18
Strategic Priority 3: Maintain and develop facilities that enable our communities to produce and enjoy the very best performing arts that can be offered, ensuring that the Globe remains a cutting edge, visible and resilient cultural institution/facility .....	19
The Globe Theatre Trust Financial Statements For The 12 Months Ended 30 June 2023 .....	20
Statement of Responsibility .....	20
Entity Information For 12 Months To 30 June 2023 .....	20
Statement Of Financial Performance For 12 Months To 30 June 2023 .....	22
Statement Of Financial Position As At 30 June 2023 .....	23
Statement Of Changes In Accumulated Funds For 12 Months To 30 June 2023 .....	23
Statement Of Cash Flows For 12 Months To 30 June 2023 .....	24
Notes to the Financial Statements .....	25
Reporting Entity .....	25
Basis of Preparation .....	25
Contingent Liability .....	32
Contingent Assets .....	33
Palmerston North City Council .....	33
Key Management Personnel .....	33
Revenue .....	34
Expenditure .....	34
Balance sheet .....	34
COVID-19 Virus impact .....	<b>Error! Bookmark not defined.</b>

**SHOWCASING OUR COMMUNITY**



address: PO Box 132, 312 Main Street  
Palmerston North  
website: [www.globetheatre.co.nz](http://www.globetheatre.co.nz)  
email: [info@globetheatre.co.nz](mailto:info@globetheatre.co.nz)  
phone: 06 351 4409

Trust Details as at 30 June 2023	
<b>Nature of Business</b>	Theatre
<b>Establishment Date</b>	15 April 2002
<b>Trustees</b>	J Adams (Chairperson) N Cross R Harris R Sheppard C Wilson
<b>Secretary</b>	C Wilson
<b>Treasurer</b>	N Cross
<b>Address</b>	312 Main Street PO Box 132 Palmerston North  Telephone: (06) 351 4409
<b>Bankers</b>	Bank of New Zealand
<b>Solicitors</b>	Cooper Rapley
<b>Accountants</b>	About Time Accounting Services Limited
<b>Registered Office</b>	C/ Palmerston North City Council Civic Administration Building The Square Palmerston North
<b>Incorporation Number</b>	1206039
<b>Inland Revenue Number</b>	43-006-495

**SHOWCASING OUR COMMUNITY**

**COMEDY HUB'S  
BIG MONTHLY  
STAND-UP SHOW**

**HEADLINE ACT:  
TRENT H  
BAUMANN**

**SATURDAY  
16 JULY - 8PM  
TICKETS \$20/\$15**

**globe  
theatre**

**W/ MC SIOBHAN BARNARD  
AND SUPPORTING ACTS  
GLOBETHEATRE.CO.NZ**

Tickets available at the Box Office or online at [www.globetheatre.co.nz](http://www.globetheatre.co.nz)

## CHAIRPERSON'S REPORT

The Globe Theatre Trust Board is pleased to present our Annual Report for 2022/2023.

The year ended June 2023 has been another success story on all fronts. The ongoing success of the theatre is largely based on relationships and that can only grow. We are most proud of this aspect of what we are doing.

Our MOU groups continue to grow and build on their user base and offer diverse experiences to the community. The main groups in this category are Alliance Francaise with their monthly film nights, the Comedy Hub with monthly shows, Six to Sixty Choir and their weekly classes, the Sunday Matinee Series, and their monthly shows, plus a number of other MOU groups who perform throughout the year, but not quite as regularly as those mentioned. Of particular note it is great to see something of a resurgence of the Manawatu Theatre Society who are now staging three shows a year.

Other highlights include the Altitude Pole and Corps De Burlesque who each use the theatre 3 or 4 times a year to give their students something to aspire to. The Manawatu Jazz Festival this year had the biggest audience numbers we have had for some years – 7 shows, 1073 attendees – an average of 153 per show. The buzz around the theatre during this year's festival, especially during the day for the Secondary School Competition had to be experienced to be believed.

September 2022 saw the inaugural NZ Blues, Roots & Groove Festival, which can only grow, and become a regular for fans throughout NZ. This has got some real potential.

Other things of note include:

The Summer Sounds Festival.

The continued positive feedback we get from hirers.

The number of repeat bookings we are getting from hirers.

## SHOWCASING OUR COMMUNITY

The Board acknowledges the support we receive from the Palmerston North City Council, both at a councillor and council staff level. We appreciate the sense of collegiality we enjoy with the other CCO's, and I want to thank my fellow board members for their input. We were particularly appreciative of the extra funding we received for the new financial year, which has enabled us to pay staff a little more realistically.

I would like to flag the need for an annual audit. I know we have to be accountable for any funding we receive but I am sure there are more cost-effective ways of doing this, than going through the full audit process as we do now. It is very costly, not only in terms of the audit fee incurred but the huge draw on staff time.

In particular, I want to thank Gerry Keating, the theatre manager, and his staff who do way more than we pay them for. The theatre operates on a shoestring, makes hirers and attendees go away smiling and turns a small profit – this is largely down to the efforts of Gerry and his team.

John Adams  
Chairperson  
July 2023

Altitude Pole & Fitness  
Presents:

**THE ARCADE**  
ALTITUDE PALMERSTON NORTH SHOWCA

**SAT 30 JULY**  
**7PM**  
**\$30**

**THIS SHOW IS R18**

**globe**  
theatre

Tickets available at the Box Office or online at [www.globetheatre.co.nz](http://www.globetheatre.co.nz)

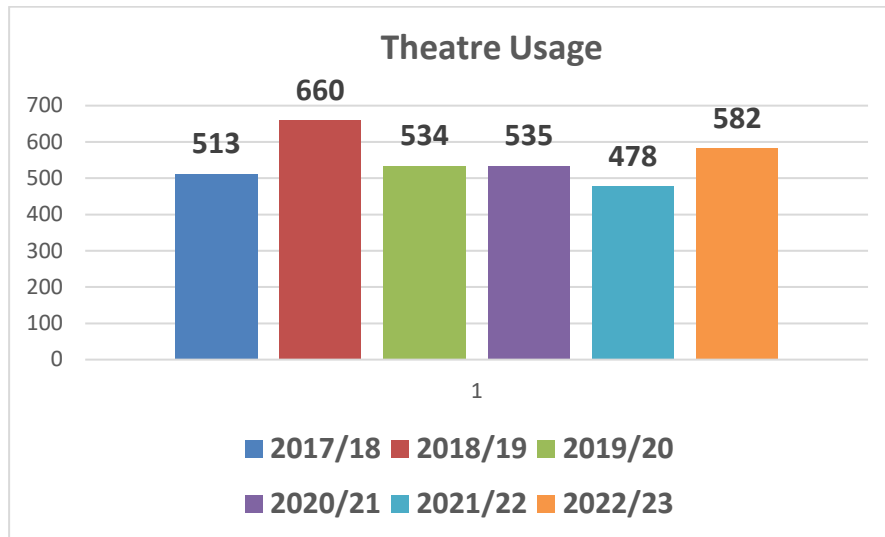
**SHOWCASING OUR COMMUNITY**

## MANAGER'S REPORT

There are many ways to measure performance & success. How much money you make? How many sales you had? How many goals you scored? At the Globe Theatre, we use a number of different metrics to measure our progress throughout the year.

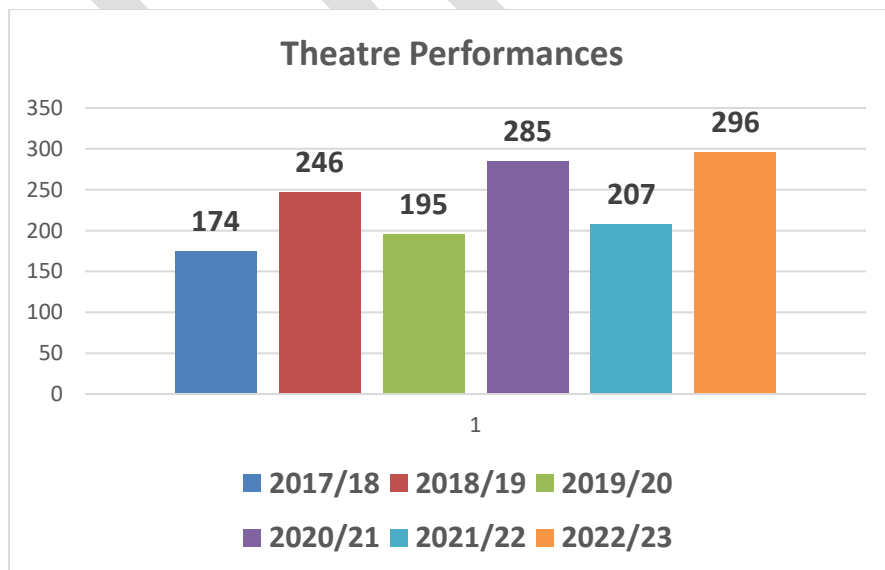
### Theatre Usage – How many times the theatre gets used. A nice and simple measurement.

During the 2022-2023 year, the Globe Theatre had 582 usages. This was an increase of 104 on the previous year.



### Theatre Performances – How many times a usage involving an audience takes place.

During the 2022-2023 year, the Globe Theatre had 296 performances take place. Over half the theatre usage was a performance and this year's figure was an increase of 89 on the previous year and a record number of performances for the theatre.

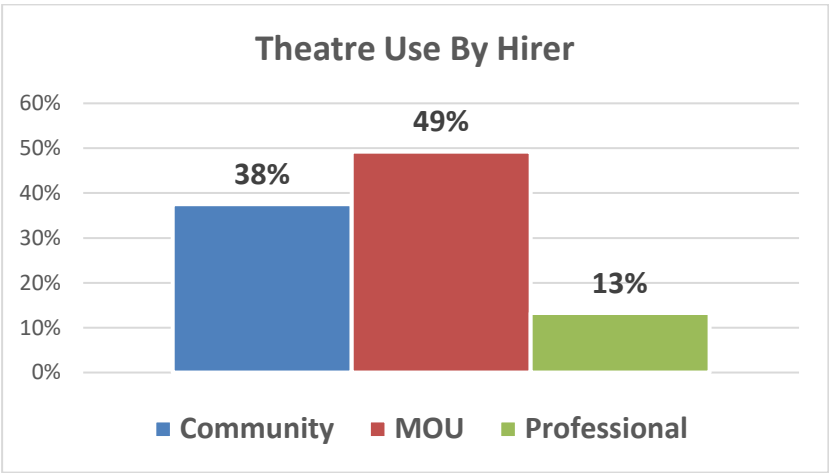


**SHOWCASING OUR COMMUNITY**

**Theatre Use By Hirer**

- We record our theatre use by hirer as follows:
- MOU (Memorandum of Understanding) Groups
- Community Groups
- Professional Organisation

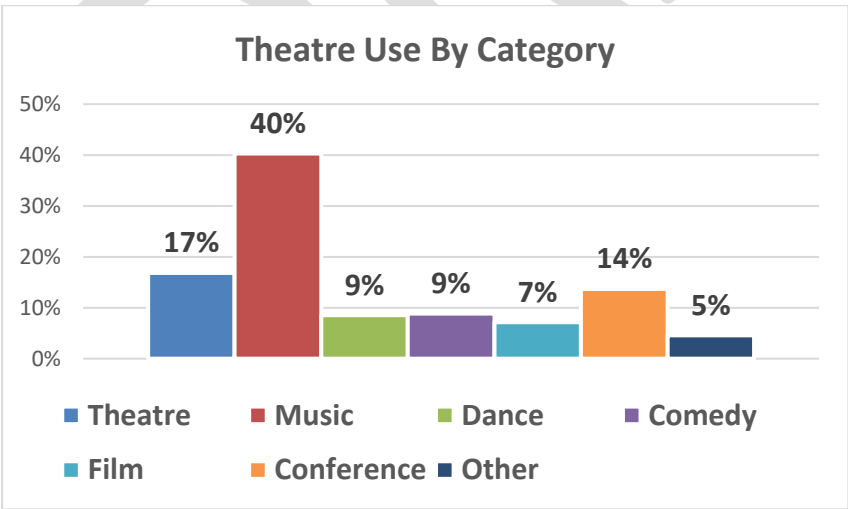
Our aim is to have at least 80% of our theatre use from community groups. MOU groups are classed as community groups for this purpose. As you can see from the illustration below, MOU/Community usage of the theatre is 87%.



These three measurements allow the board and theatre management to evaluate the past year. We are extremely proud of Theatre Usage and Theatre Performances. These are true measures of how the theatre is performing.

It is also worth noting the Theatre Use By Category. To keep things simple, we identify each theatre use in the following way:

Theatre, Music, Dance, Comedy, Film, Conference, & Other



**SHOWCASING OUR COMMUNITY**

Of course, another important mark of how the theatre is performing, comes from our financial report. For the year ended June 2023, the Globe Theatre made a surplus of \$64,345.

The Globe Theatre currently has 12 MOU agreements in place. Alliance Francaise, the Comedy Hub, DIY Comedy, Ian Harman and the Boom Boom Room Burlesque, the Manawatu Youth Theatre, the Michelle Robinson Dance Studio, Pūrerehua Storytelling, the Rose Academy, Six To Sixty Performing Arts, the Sunday Matinee Series, Tall Poppies, and the Manawatu Theatre Society.

These groups form the backbone of the theatre in both usage and performances. Looking at our measurements for 2022-2023, MOU groups accounted for 49% (286) theatre usage and 40% (118) theatre performances.

During the year we welcomed 32 new hirers to the theatre.

We engaged in 31 collaborated performances during the year. Collaborated performances are performers who opt for a Performer/Venue 70%/30% Split rather than a straightforward theatre hire. This option tends to be favoured by travelling groups. They don't have a fan base in the region and having a Performer/Venue Split is more attractive to them than hiring the theatre outright. This option takes the pressure off them having to sell a certain number of seats just to cover the venue hire. The huge benefit of this allows us to be attractive to travelling groups who may be keen to include Palmerston North in their tour but are unsure if they can cover the venue hire costs.

Over the year over 23,000 people attended a show/event at the theatre. This is a huge increase on attendance from 2021/2022 (14,657). This can be attributed to the increased number of performances we catered to and our marketing/promotion strategy.

I mention every year, the importance of providing a platform for people to be involved in a show/event. While the audience will applaud the performers, we know a huge amount of work takes place before, during and after a show. During the year, over 4,000 people were involved in a show/event production. Another huge increase on the figure for 2021/2022 (1,785).

A statistic I enjoy measuring is the number of hours the theatre is in use. This can be a difficult figure to measure especially when you consider we have a number of spaces available. During the year, the theatre was in use for over 3,250 hours which equates to just under 9 hours a day.

You may have noticed above in the bar chart for Theatre Use By Category, that music plays a huge part in the theatre. This large increase can be attributed to the wonderful and new relationship we formed with Amy Hunt and the Six To Sixty Choir. They had performed at the theatre a number of times over the years and in conversation one evening, Amy asked if Globe 2 was available on Wednesday nights. I suggested that Monday nights would be a better option as I could pretty much guarantee one of the theatres would always be available. Amy had a chat to her group and next thing we know; the Six To Sixty Choir have signed an MOU agreement and are part of the Globe Theatre Family.

We also welcomed the School Of Film to the theatre on Saturday afternoons. Local film enthusiasts Arka Gupta and Caleb Rayner had created a filmmaking programme for aspiring young filmmakers. They needed a suitable venue on a regular basis, and we were able to facilitate them. Another example of how the theatre fosters relationships with locals.

We are also extremely proud to have the JorJaz Dance Crew use the theatre every Saturday morning. This group is a locally organised not-for-profit group providing a dance class experience for young adults with Down Syndrome. They have been a part of the Globe Theatre since 2018. The central location of the Globe Theatre

## **SHOWCASING OUR COMMUNITY**



means that many of the dancers can attend independently using local bus services or walking which is an additional positive for both wellbeing and independence.

At the Globe Theatre, we pride ourselves on the relationships we have with our users. Whether you use the theatre on a regular basis or on a “one-off” occasion, we want to make your experience the best it can be. This attitude has led to the growth in theatre usage and performances over the years. This has also led to an increased vibrancy at the theatre. People are looking forward to coming to a show and are meeting with family & friends beforehand to have a drink and take in the atmosphere. All part of making their experience a better one.

I am always asked for my highlights of the year, and it is a difficult task. As the Manager, you never want to single out particular events but of course, there are always a few favourites.

### **July 2022**

Manawatu Youth Theatre and their production of Peter Pan Jr. Every July is a joy at the theatre when MYTH takes over Globe 1. The excitement, the nerves, the mess, the noise..... just adds huge vibrancy to the theatre and is always a wonderful way to start our financial year. In 2022, over 2,500 people attend 13 performances and over 60 young people took part on and off the stage.

### **August 2022**

I have mentioned many times that we don't view the theatre as a theatre for hire. We view it as a space for hire. In August 2022, we hosted the Powerlifting Nationals for a week. Competitors and spectators came from all over the country to compete and the feedback for our facility was second to none. We also learned that the Globe 1 stage wasn't as strong as we thought it was, leading to some emergency repairs taking place during the nationals.

### **September 2022**

The first ever New Zealand Blues, Roots & Groove Festival took place at the Globe Theatre. This brand-new festival was a collaboration between the Globe Theatre & Rodger Fox and featured some of the best NZ blues, roots & groove performers. 9 performances over 4 days. We also brought a new concept to the festival with our “Foyer Sessions” after the last show each night. Performers from the festival performed in the foyer till late at night. This was new to us as we'd never used the foyer like this before. And how wonderful it was to see people staying after their show to enjoy the free music. Definitely something we will replicate in the future.

We also played host to the Aotearoa Country Music Awards. Organised by local musician Renee Strawbridge, the ACMA have been held at the Globe Theatre for a number of years and brings performers and supporters from all over New Zealand to Palmerston North for a weekend of country music.

### **October 2022**

We celebrated the 15<sup>th</sup> birthday of the Boom Boom Room Burlesque with two wonderful performances. October was the month for celebrations as we also hosted renowned NZ pianist Michael Houston and his 70<sup>th</sup> birthday concert and CD launch. We also welcomed NZ 2020 Best Folk Artist Mel Parsons back to the theatre with the release of her new album, Slow Burn.

### **November 2022**

The Manawatu Theatre Society hit the Globe 1 stage with You're A Good Man Charlie Brown. This wonderful production was a hit with all ages. The theatre, once again, supported DIY Comedy and their comedy fundraiser for Gumboot Friday. And on Sunday November 20<sup>th</sup>, we got together with all our supporters and friends and celebrated the Globe's 40<sup>th</sup> birthday.

**SHOWCASING OUR COMMUNITY**

### **December 2022**

We welcomed back Australian singer/songwriter Daniel Champagne to a sold-out Globe 1. Daniel is wildly regarded as one of the hardest working musicians in the business and is a regular performer at the Globe Theatre.

### **January 2023**

In the past, we have looked forward to our 3–4-week rest over the Christmas/New Year period. However, in January 2023 this was not the case. Christchurch band, Somebody Do Something were on a lower North Island tour and had a performance at the theatre on January 7<sup>th</sup>. This performance was the first of our Summer Sounds Festival which ran over January, February & March.

### **February 2023**

As mentioned previously, our ability to be creative and inventive has seen a variety of shows take place at the theatre. One such show came from Capital Pro Wrestling. We removed the first 4 rows of seats in Globe 1 and installed a wrestling ring. Put seats up on the stage and call it a “VIP Seating” and you have another wonderful event taking place.

### **March 2023**

Rodger Fox CNZM enjoys bringing his shows to the Globe Theatre. March 2023 saw The Big Drum Off take place. Featuring the Rodger Fox Big Band and three internationally acclaimed drummers from the USA. Gregg Bissonette, Dennis Chambers and Peter Erskine. March also saw regular Globe Theatre user, Altitude Pole & Fitness, bring their first ever Dynasty Pole Dance Competition to the theatre featuring performers from all over New Zealand.

From January to March, we hosted the Globe Theatre Summer Sounds Festival. Northern Hemisphere music performers tend to go south during the first 3 months of the year. And why not. It is winter in the north and summer in the south. With this in mind, we resurrected the Summer Sounds Festival as a vehicle to bring these touring acts to Palmerston North. Over the 3 months, 12 performances took place and audience members were encouraged to purchase tickets to 3 or more shows and receive a 15% discount. SSF23 featured: Somebody Do Something (NZ), The Frank Talbot Quartet (NZ), The Frank Burkitt Band (UK), Sneaky Bones (US), Anthonie Tonnon (NZ), Hot Potato Band (Aus), Shaun Kirk (Aus), Joel Fafard (Canada), Scott Cook (Canada), Chamber Music NZ, The Rodger Fox Big Band The Big Drum Off and Tattletale Saints (US).

### **April 2023**

The Manawatu Theatre Society were back in Globe 1 with Growth. This production was made that little bit more special as Globe Theatre Assistant Manager, Matt Kilsby-Halliday, took on the role of Director. As the production took on the sensitive topic of testicular cancer, Matt organised a raffle during the show’s season and raised over \$1,200 for the Prostate Cancer Foundation.

### **May 2023**

May Day celebrations took place with the bi-annual May Day Concert. The theatre welcomed back Hogsnort Bulldogs Goodtime Show for a sold-out performance, and we also welcomed cover artists Elton John & Billy Joel to the theatre for 2 sold out shows.

### **June 2023**

The 56<sup>th</sup> Manawatu Jazz Festival took place over King’s Weekend in June. 7 performances over 4 days and the High Schools Competition on Saturday brought over 1,500 people through the doors of the Globe Theatre. The highest attendance figures for this festival in many years. The featured performance of the festival was Four Hands, Two Pianos featuring NZ pianist Michael Houstoun and Grammy Award winning musician Bill Cunliffe (US) alongside the Rodger Fox Big Band.

**SHOWCASING OUR COMMUNITY**

## **What else happened at the Globe Theatre?**

We were nominated for the Manawatu Business Awards 2022 “Not For Profit” Business Category and came away with a Highly Commended award.

I attended two conferences held by the Entertainment Venues Association of New Zealand (EVANZ) in Wellington and Hastings. These conferences are wonderful opportunities to catch up with fellow venue managers and discuss the many issues we face in the industry. I was very pleased when my suggestion to have a “round table discussion” for smaller venues was taken on board and initiated at the mid-year conference in Hastings.

We once again put ourselves forward for the Entertainment Venues Association of New Zealand (EVANZ) Small Venue of the Year award. Unfortunately, we lost out to Haere-Roa University of Canterbury, but rest assured we will be back for 2023.

We applied to the Central Energy Trust for funding to allow us to continue upgrading our theatre lighting and sound equipment and were very pleased when they contributed \$98,925.

During the year I had regular catchups with fellow CCO managers, David Walsh (Regent Theatre) and Susanna Shadbolt (Te Manawa). We also worked closely with Centrepont Theatre in providing them with access to our facilities for a number of their courses. There were also regular Arts Managers meetings throughout the year which was another wonderful opportunity to catchup with venue managers and staff from the many entertainment venues in Palmerston North & Manawatu.

We continued to promote the Palmy Companion Card. This wonderful initiative, funded by the Palmerston North City Council, provides an opportunity for people who need a support person to accompany them to the theatre. If they have a Palmy Companion Card, they get “2 for the price of 1” entry to shows. And to ensure the performers do not miss out financially, we have a fund to cover the cost of the extra ticket. During the 2022/2023 year, we had 21 uses of the Palmy Companion Card.

## **What’s next for the Globe Theatre?**

As we move into the new financial year, we will continue to do what we are doing. Feedback from our hirers and audience members is telling us that we are on the right track. There is no negative feedback and any suggestions made to us are taken onboard. I am heartened by the conversations I have with our hirers when they tell me we are a joy to work with and we make everything nice and easy. As the manager of this wonderful facility, I wouldn’t have it any other way.

We are working with local design company, Emma Brown Design, to create a new “Foyer Concept”. The initial concept has been completed and we are in the process of applying for funding. Our aim is to create a venue that feels welcome to all. A venue that you are happy to come to an hour before your event because it feels good, and you enjoy being there.

Our Statement of Intent for 2023-2026 was well received by the Palmerston North City Council. We worked very closely with council officers to evaluate our performance measures and to identify what we want to achieve over the next few years. This is an ongoing discussion in the theatre as we look to the future.

We applied for an increase in our annual funding from the Palmerston North City Council. As the theatre usage grows, we have identified the need for a new staff member. Our application was well received, and our funding was increased by \$50,000 a year starting from this new financial year.

**SHOWCASING OUR COMMUNITY**

We continue to investigate ways of promoting the theatre. During the year we worked very closely with city Arts Ambassador Shaun Kay and engaged Shaun to put event posters up around town. It is hard to gauge whether this has been successful or not as the metrics are hard to capture but the increase in theatre attendance and the visual perception of our posters around town, can only be a good thing.

Our bookings are looking good for the year, and we are especially excited to be bringing the 2<sup>nd</sup> edition of the New Zealand Blues, Roots & Groove Festival to the theatre over the first weekend in September. Legendary blues guitarist Chris Cain will be the headline act. We are also looking forward to the wonderful Hollie Smith performing a very intimate and solo show in Globe 2 in November. Hollie has been on our radar for many years and we have finally managed to bring her to Palmerston North.

### My Thanks

To the Palmerston North City Council, I wish to express my sincere appreciation for everything you do. From our annual funding to the facility management, to the numerous hours spent with PNCC staff, we are extremely fortunate to have an “arts loving” council. There are many venues throughout New Zealand, jealous of the relationship we have with our council. Long may it continue.

To the Central Energy Trust, thank you once again for your support of our theatre.

To our Board of Trustees, John, Russell, Ralph, Chris & Nathan, thank you for your support throughout the year. We have had another successful year and we did this together. I would also like to take this opportunity to welcome Marama Lobb to the Globe Theatre Trust Board.

To the team here at the Globe Theatre, Matt, Brayden, Emily, Lillian, and Brooklyn, thank you for all your support and hard work throughout the year. We are a small but close team, and we complement each other well. Any organisation is only as strong as the people that work in it and the theatre is successful because of the work you do. I continue to be excited about the future of the Globe Theatre and having a team this strong, we are looking good.

Gerry Keating, Manager  
July 2023

NEW ZEALAND  
**Blues, Roots  
& Groove  
FESTIVAL**

THURS 1 SEPT – SUN 4 SEPT  
Tickets: \$20-\$28

Festival Pass (8 Concerts): \$160 (usual price \$224)  
Afternoon/Night Passes: \$40 (usual price \$56)

Tickets available at the Box Office or online at [www.globetheatre.co.nz](http://www.globetheatre.co.nz) **globe** theatre

**SHOWCASING OUR COMMUNITY**

The Ultimate 80's Party Band!



Friday 7 Oct, 8PM

Tickets: \$35 + booking fee | Door sales will be available  
(if not sold out prior)

Tickets available online at [www.eventfinda.co.nz](http://www.eventfinda.co.nz)

**globe**  
theatre

Based on the comic strip "Peanuts" by Charles M. Schulz

MANAWATU THEATRE SOCIETY In association with **GO MEDIA**  
Proudly presents the Broadway Hit Musical!



# YOU'RE A GOOD MAN CHARLIE BROWN

WED 16-SAT 26 NOVEMBER

(Times & days vary)

Adult: **\$25**

Child (Under 18 yrs) : **\$15**

Senior/Student (with ID): **\$20**

Group 5+: **\$22 each**

Family (2 adults & 2 Children): **\$65**

MTS Members: **\$20**

Tickets available at the Box Office or online at [www.globetheatre.co.nz](http://www.globetheatre.co.nz)

**globe**  
theatre

**SHOWCASING OUR COMMUNITY**

## PERFORMANCE MEASURES - 12 MONTHS TO 30 JUNE 2023

### DEFINITIONS

#### USER GROUPS

**MOU** – has a Memorandum of Understanding arrangement with the Globe Theatre, is performance-based, may be a community group or professional group

**Community** – the hirer is a community organisation, may or may not be performance based

**Professional** – the hirer is a professional performing arts practitioner, a private individual or a commercial company, may or may not be performance based

#### USAGE AND PERFORMANCE

**Usage** – A space in the theatre is set aside for a specific event, activity, or exclusive use by a hirer.

**Performance** – The “usage” involves an audience of any description

**Note:** The Theatre has two auditoria, and a rehearsal room which are all available for hire. Thus, there may be multiple uses, both across hireable spaces and of single hire spaces – for example morning and evening use in the same space - in any one day

#### PERFORMANCE BASED USAGE:

**Theatre** – a dramatic performance on stage to an audience, open to the public, may be ticketed or not, or a rehearsal towards a performance in front of an audience

**Music** – a musical performance on stage to an audience, open to the public, may be ticketed or not, or a rehearsal towards a performance in front of an audience

**Film** – a film shown to an audience, open to the public, may be ticketed or not

**Dance** – a dance performance on stage to an audience, open to the public, may be ticketed or not, or a rehearsal towards a performance in front of an audience

**Comedy** – a comedy performance on stage to an audience, open to the public, may be ticketed or not, or a rehearsal towards a performance in front of an audience

#### NON-PERFORMANCE BASED USAGE:

**Conference** – a presentation on stage to an audience, may be open to the public or may be pre-registered delegates, may be ticketed or not

**Other** – anything else

Somebody  
Do  
Something

SAT 7 JAN  
7.30PM  
\$27

Tickets available at the Box Office or online at [www.globetheatre.co.nz](http://www.globetheatre.co.nz)

globe  
theatre

**SHOWCASING OUR COMMUNITY**

# RODGER FOX BIG BAND 50TH ANNIVERSARY

**TUES 7 MARCH**

**8PM**

**\$68**

**THE BIG  
DRUM OFF  
2023**



Tickets available at the Box Office or online at [www.globetheatre.co.nz](http://www.globetheatre.co.nz)

**globe**  
theatre

## Strategic priorities and performance monitoring for 2022/23

**STRATEGIC PRIORITY 1: ENSURE THAT THERE ARE MORE, AND MORE VISIBLE, ARTS AND ACTIVITIES AT THE GLOBE THAT CONTRIBUTE TO THE COUNCIL'S ASPIRATIONS AS AN ARTS POWERHOUSE.**

Outcomes	Outputs (KPIs)	
	Target 2022/2023 SOI	Result at 30 June 2023
Number of usages	675	Not Achieved: 581 Too ambitious a target
Number of performances	240	Achieved: 296
Hours of use by hirers	2,800	Achieved: 3,252
Participants	1,850	Achieved: 4,010 Organiser/Performer/Speaker/Backstage/Technician
Audience	27,000	Not Achieved: 23,190

**SHOWCASING OUR COMMUNITY**

**STRATEGIC PRIORITY 1: ENSURE THAT THERE ARE MORE, AND MORE VISIBLE, ARTS AND ACTIVITIES AT THE GLOBE THAT CONTRIBUTE TO THE COUNCIL'S ASPIRATIONS AS AN ARTS POWERHOUSE.**

Outcomes	Outputs (KPIs)	
	Target 2022/2023 SOI	Result at 30 June 2023
Number of national and international visiting productions performing at the Globe	17	<p><b>Achieved: 35</b></p> <p>Productions classed as national or international</p> <ul style="list-style-type: none"> <li>- Greg Johnson</li> <li>- Powerlifting Nationals</li> <li>- Drop Dead Gorgeous</li> <li>- Anita Wiglit</li> <li>- Chris Parker</li> <li>- Niko Ne Zna</li> <li>- NZ Blues, Roots &amp; Groove Festival</li> <li>- Chamber Music New Zealand</li> <li>- Bloom (Aus)</li> <li>- Aroha String Quartet</li> <li>- Aotearoa Country Music Awards</li> <li>- The Paul Paul Comedy Show</li> <li>- Mel Parsons</li> <li>- Rodger Fox Big Band</li> <li>- Lauren Ellis Quartet (US)</li> <li>- Michael Houstoun</li> <li>- Somebody Do Something</li> <li>- The Frank Talbot Quartet</li> <li>- The Frank Burkitt Band (UK)</li> <li>- Sneaky Bones (US)</li> <li>- Daniel Champagne (Aus)</li> <li>- Anthonie Tonnon</li> <li>- Hot Potato Band (Aus)</li> <li>- Shaun Kirk (Aus)</li> <li>- Joel Fafard (Canada)</li> <li>- Scott Cook (Canada)</li> <li>- Capital Pro Wrestling</li> <li>- The Big Bikle Film Night</li> <li>- Tattletale Saints (US)</li> <li>- Flamencodanza (Spain)</li> <li>- We Mavericks (Aus)</li> <li>- Turkey The Bird</li> <li>- Hogsnort Bulldogs Goodtime Show</li> <li>- Smokefree Rockquest &amp; Bandquest</li> <li>- The Manawatu Jazz Festival</li> </ul>

**SHOWCASING OUR COMMUNITY**



**STRATEGIC PRIORITY 1: ENSURE THAT THERE ARE MORE, AND MORE VISIBLE, ARTS AND ACTIVITIES AT THE GLOBE THAT CONTRIBUTE TO THE COUNCIL'S ASPIRATIONS AS AN ARTS POWERHOUSE.**

Outcomes	Outputs (KPIs)	
	Target 2022/2023 SOI	Result at 30 June 2023
Number of collaborated performances (box office splits)	15	<b>Achieved: 31</b> <ul style="list-style-type: none"> <li>- Adam McGrath</li> <li>- Chris Parker</li> <li>- Hammers &amp; Horsehair</li> <li>- Jez &amp; Jace</li> <li>- Niko Ne Zna</li> <li>- Aroha String Quartet</li> <li>- The Paul Paul Comedy Show</li> <li>- The Flow Collective</li> <li>- Corps De Burlesque</li> <li>- Pantaloons x 2</li> <li>- Lauren Ellis Quartet</li> <li>- Rennie Pearson</li> <li>- Jonathon Falconer</li> <li>- Blowout Comedy</li> <li>- Manawatu Highland Dancing</li> <li>- Somebody Do Something</li> <li>- The Frank Talbot Quartet</li> <li>- The Frank Burkitt Band</li> <li>- Sneaky Bones</li> <li>- Hot Potato Band</li> <li>- Shaun Kirk</li> <li>- Joel Fafard</li> <li>- Scott Cook</li> <li>- Tattletale Saints</li> <li>- Flamencodanza</li> <li>- Amy Aitkins</li> <li>- We Mavericks</li> <li>- Turley The Bird</li> <li>- The Zimmermans</li> <li>- Shift Your Paradigm</li> </ul>

**Chamber Music NZ Presents**

NZTrio

Wed 17 May,  
7.30pm



Tickets available at the Box Office or online at [www.globetheatre.co.nz](http://www.globetheatre.co.nz) 

SHOWCASING OUR COMMUNITY

**STRATEGIC PRIORITY 2: SUPPORT THE LOCAL PERFORMING ARTS COMMUNITY TO SHOWCASE THEIR DIVERSE TALENTS AT THE GLOBE, AND WORKING TO ENSURE OUR USERS REPRESENT THE DIVERSITY OF THE PALMERSTON NORTH COMMUNITY**

Outcomes	Outputs (KPIs)	
	Target 2021/2022 SOI	Result at 30 June 2022
% of total theatre usage attributed to an MOU group	35%	<b>Achieved: 49%</b> 12 MOU arrangements are currently in place: - Alliance Francaise - Michelle Robinson School of Dance - Manawatu Theatre Society - Sunday Matinee Series - Tall Poppies - Rose Academy - The Comedy Hub - Equippers Church - DIY Comedy - Ian Harman (Lola & Friends and the Boom Boom Room Burlesque) - Manawatu Youth Theatre - Pūrerehua Storytelling - Six To Sixty Choir
% of total theatre usage attributed to a Community group	45%	<b>Not Achieved: 38%</b>
Support for Rangitānenuiarawa, whānau, hapu & iwi to create and deliver arts experiences	Develop a vision and action steps for implementation	<b>Achieved:</b> Have developed a relationship with Rangitāne and welcomed Marama Lobb on to the Globe Theatre Trust Board

**SHOWCASING OUR COMMUNITY**

**STRATEGIC PRIORITY 2: SUPPORT THE LOCAL PERFORMING ARTS COMMUNITY TO SHOWCASE THEIR DIVERSE TALENTS AT THE GLOBE, AND WORKING TO ENSURE OUR USERS REPRESENT THE DIVERSITY OF THE PALMERSTON NORTH COMMUNITY**

Outcomes	Outputs (KPIs)	
	Target 2021/2022 SOI	Result at 30 June 2022

**STRATEGIC PRIORITY 3: MAINTAIN AND DEVELOP FACILITIES THAT ENABLE OUR COMMUNITIES TO PRODUCE AND ENJOY THE VERY BEST PERFORMING ARTS THAT CAN BE OFFERED, ENSURING THAT THE GLOBE REMAINS A CUTTING EDGE, VISIBLE AND RESILIENT CULTURAL INSTITUTION/FACILITY.**

Outcomes	Outputs (KPIs)	
	Target 2022/2023 SOI	Result at 30 June 2023
Carry out capital development programme	Investigate digital signage options	<b>Achieved:</b> Working with local media company to install digital signage on outside theatre wall on Main Street
Contribute to environmental sustainability	All stage lighting to be converted to LED	<b>Achieved:</b>
Support and encourage <i>Rangitāne</i> to incorporate art at the theatre	Develop a vision and actions steps for implementation	<b>Achieved</b> During 2022/2023, the board employed a local interior design company to develop a new foyer design concept. The concept has been created and theatre management will now engage with Rangitāne as to how artwork and the concept can be combined

**Manawatu Theatre Society Presents:**



**GROWTH**  
Luke Norris

**Thurs 20, Fri 21,  
Sat 22 April  
&  
Thurs 27, Fri 28,  
Sat 29 April**

**7.30PM**

**Tickets:**  
**\$25/\$18/\$15**

Tickets available at the Box Office or online at [www.globetheatre.co.nz](http://www.globetheatre.co.nz)



**SHOWCASING OUR COMMUNITY**

# THE GLOBE THEATRE TRUST FINANCIAL STATEMENTS FOR THE 12 MONTHS ENDED 30 JUNE 2023

## Statement of Responsibility

We are responsible for the preparation of the Globe Theatre Trust's financial statements and statement of performance, and for the judgements made in them. We are responsible for any end-of-year performance information provided by the Globe Theatre Trust under section 19A of the Public Finance Act 1989. We have the responsibility for establishing and maintaining a system of internal control designed to provide reasonable assurance as to the integrity and reliability of financial reporting. In our opinion, these financial statements and statement of performance fairly reflect the financial position and operations of the Globe Theatre Trust for the 12 months ended 30 June 2023.

Signed on behalf of the Board:

---

## Entity Information For 12 Months To 30 June 2023

### LEGAL NAME, TYPE OF ENTITY AND LEGAL BASIS

The Globe Theatre Trust (the Trust) is a trust incorporated in New Zealand under the Charitable Trusts Act 1957 and is domiciled in New Zealand. The Trust is controlled by Palmerston North City Council (PNCC) and is a council-controlled organisation as defined under section 6 of the Local Government Act 2002, by the Council's right to appoint the Board of Trustees.

### THE TRUST'S PURPOSE OR MISSION

The primary objective of the Trust is to promote the arts within Palmerston North by catering for a variety of local and touring arts and cultural events such as drama, comedy, musical theatre, dance and musical recitals, public artistic competitions, conferences, and seminars, rather than making a financial return.

### STRUCTURE OF THE TRUST'S OPERATIONS, INCLUDING GOVERNANCE ARRANGEMENTS

The Globe Theatre is a Council-owned venue that is managed by a Trust Board comprising 4 Council-appointed trustees and up to 2 trustees co-opted by these appointees.

### MAIN SOURCES OF THE TRUST'S CASH AND RESOURCES

The Trust Board manages the theatre complex as multi-purpose venues for hire. Principally, the venues are for the performing arts with two theatres: one a 194 tiered-seat theatre and one a flat-floor performance space with an option of up to 105 tiered-seat layouts. There is also a rehearsal room available for hire. The Trust Board maintains an asset register of equipment.

The Globe Theatre complex primarily serves the performing arts community in Palmerston North with an operating subsidy from the City Council which ensures that the complex is affordable for amateur and community groups. Particularly, the Theatre was developed in 1982 as a partnership project between the City Council and the Manawatu Theatre Society and this relationship remains enshrined in the Board's Trust Deed.

**SHOWCASING OUR COMMUNITY**

The theatre provides a quality experience that is also available to professional organisations for hire.

Finally, the Trust Board raises funds to maintain its equipment and asset register to ensure that it can continue to offer that quality experience to all its clients. As part of this, the Trust Board also promotes shows to raise funds for this purpose.

**SAT 8 APRIL**  
**7PM**

**TICKETS:**  
Front Row: \$23.25  
Adult GA: \$16.58  
Child GA: \$10.25  
Family Pass: (2A & 3C) \$44.30



**CPW**  
CAPITAL PRO WRESTLING

**GLOBAL KOMBAT**  
LIVE PRO WRESTLING

Globe Theatre  
Palmerston North

globe theatre

Saturday 8th April  
Doors open 6.30

Tickets available online at [www.eventfinda.co.nz](http://www.eventfinda.co.nz)

globe theatre



**Dynasty**  
POLE COMPETITION

Pole Dance Competition  
Saturday 25 March  
6PM | \$55

Tickets available at the Box Office or online at [www.globetheatre.co.nz](http://www.globetheatre.co.nz)

globe theatre

**SHOWCASING OUR COMMUNITY**

## Statement Of Financial Performance For 12 Months To 30 June 2023

	Note	Unaudited Actual 2023	SOI Budget 2023	Unaudited Actual 2022
<b>Revenue</b>				
Donations, Fundraising and Other Similar Revenue	2	104,156	100,000	5,367
COVID-19 Wage Subsidy		0	0	28,301
Council Funding	3	121,125	119,257	118,075
Investment Income		5,142	3,642	764
Sales of Goods and Services	4	200,359	229,700	114,309
<b>Total Revenue</b>		<b>430,782</b>	<b>452,599</b>	<b>266,815</b>
<b>Expenditure</b>				
Costs Related to Providing Goods and Services	5	65,603	49,946	33,888
Administration and Overhead Costs	7	37,184	36,650	27,416
Employee, Trustee and Contractor Costs	6	155,236	155,170	131,289
Other Expenses	8	42,935	33,111	34,488
Depreciation		65,480	60,000	58,572
<b>Total Expenditure</b>		<b>366,437</b>	<b>334,877</b>	<b>285,653</b>
<b>Net Surplus/(Deficit)</b>		<b>64,345</b>	<b>117,722</b>	<b>-18,838</b>



**THE Lola Show**

*Saturday 1 April*

*8pm*

*Tickets \$32*

BOYLESQUE CROONER, CONJURER & PROFESSIONAL SHOW OFF

Tickets available at the Box Office or online at [www.globetheatre.co.nz](http://www.globetheatre.co.nz)

**globe**  
theatre

**SHOWCASING OUR COMMUNITY**

## Statement Of Financial Position as at 30 June 2023

	Note	Unaudited Actual 2023	SOI Budget 2023	Unaudited Actual 2022
<b>Current Assets</b>				
Cash and Cash Equivalents	9	242,483	334,232	206,544
Debtors and Prepayments	10	2,366	4,000	-310
Inventory		3,313	0	3,313
<b>Total Current Assets</b>		<b>248,162</b>	<b>338,232</b>	<b>209,547</b>
<b>Non Current Assets</b>				
Property, Plant and Equipment	15	314,613	240,238	270,238
<b>Total Non Current Assets</b>		<b>314,613</b>	<b>240,238</b>	<b>270,238</b>
<b>Total Assets</b>		<b>562,774</b>	<b>578,470</b>	<b>479,785</b>
<b>Liabilities</b>				
<b>Current Liabilities</b>				
Creditors and Accrued Expenses	11	78,368	43,885	58,062
Employee Costs Payable	12	11,976	11,529	11,530
Unused Grants and Donations with Conditions	13	943	1,500	1,500
<b>Total Current Liabilities</b>		<b>91,287</b>	<b>56,914</b>	<b>71,092</b>
<b>Non-Current Liabilities</b>				
Non-Current Liabilities		3,360	3,363	4,911
<b>Total Non Current Liabilities</b>		<b>3,360</b>	<b>3,363</b>	<b>4,911</b>
<b>Total Liabilities</b>		<b>94,647</b>	<b>60,277</b>	<b>76,003</b>
<b>Net Assets</b>		<b>468,127</b>	<b>518,193</b>	<b>403,782</b>
<b>Trust Equity</b>				
Contributed Capital		100	100	100
Accumulated Surpluses	14	468,027	518,093	403,682
<b>Total Trust Equity</b>		<b>468,127</b>	<b>518,193</b>	<b>403,782</b>

## Statement Of Changes in Trust Equity for 12 Months To 30 June 2023

	Note	Unaudited Actual 2023	SOI Budget 2023	Unaudited Actual 2022
Opening balance as at 1 July		403,782	400,471	422,621
Current Period Surplus /(Deficit)		64,345	117,722	-18,838
<b>Balance at 30 June</b>		<b>468,127</b>	<b>518,193</b>	<b>403,782</b>

**SHOWCASING OUR COMMUNITY**

## Statement Of Cash Flows For 12 Months To 30 June 2023

Note	Unaudited Actual 2023	SOI Budget 2023	Unaudited Actual 2022
<b>Cash Flows from Operating Activities</b>			
Donations and Fundraising	102,934	100,000	7,310
Receipts from Council Grants	121,125	119,257	118,075
Receipts from Sale of Goods and Services	207,815	210,791	112,629
COVID-19 Wage Subsidy	0	0	28,301
Interest Received	5,142	3,642	764
Payments to Suppliers & staff	-289,420	-276,277	-218,364
Goods and Services Tax (net)	-1,122	1,823	-6,505
<b>Net Cash Flows from Operating Activities</b>	<b>146,475</b>	<b>159,236</b>	<b>42,209</b>
<b>Cash Flows from Investing Activities</b>			
Purchase of Fixed Assets/Renewals	-108,985	-30,000	-20,415
Repayment of Non-Current Liabilities	-1,551	-1,548	-1,292
<b>Net Cash Flow from Investing Activities</b>	<b>-110,536</b>	<b>-31,548</b>	<b>-21,708</b>
<b>Net Increase/(Decrease) in Cash and Cash Equivalents</b>	<b>35,939</b>	<b>127,688</b>	<b>20,502</b>
Cash and Cash Equivalents at the start of the Year	206,545	206,544	186,043
<b>Cash and Cash Equivalents at the End of the Year</b>	<b>242,483</b>	<b>334,232</b>	<b>206,545</b>

**ROCKET MAN**

**★ ELTON JOHN**

**VS**

**PIANO MAN**

**BILLY JOEL**

NZ TRIBUTE SHOW

**NEW SHOW ADDED:**

**THURS 25 MAY | 8PM | \$45 (+ Booking Fee)**

**~~SOLD OUT!~~ FRIDAY 26 MAY | 8PM ~~SOLD OUT!~~**

Tickets available online at [www.eventfinda.co.nz](http://www.eventfinda.co.nz)

SHOWCASING OUR COMMUNITY



# Notes to the Financial Statements

## 1 Statement of Accounting Policies

### *REPORTING ENTITY*

The financial statements for the Trust are for twelve months ended 30 June 2023 and were approved by the Board of Trustees on **18<sup>th</sup> September 2023**

### *BASIS OF PREPARATION*

The Trust has elected to apply PBE SFR-A (PS) Public Benefit Entity Simple Format Reporting – Accrual (Public Sector) on the basis that it does not have public accountability as defined and has total annual expenses of equal to or less than \$2,000,000. All transactions in the performance report are reported using the accrual basis of accounting. The Performance Report is prepared under the assumption that the entity will continue to operate in the foreseeable future.

### *Statement of compliance*

The financial statements of the Trust have been prepared in accordance with the requirements of the Local Government Act 2002, which includes the requirement to comply with generally accepted accounting practice in New Zealand (NZ GAAP).

### *Measurement base*

The financial statements have been prepared on a historical cost basis.

### *SUMMARY OF SIGNIFICANT ACCOUNTING POLICIES*

#### *Changes in Accounting Policies*

There have been no changes to accounting policies this year.

#### *GST*

The Trust is registered for GST. All amounts are recorded exclusive of GST, except for Debtors and Creditors which are stated inclusive of GST.

#### *Sale of goods*

Revenue from the sale of goods is recognised when the goods are sold to the customer.

#### *Sale of services*

Revenue from the sale of services is recognised by reference to the stage of completion of the services delivered at balance date as a percentage of the total services to be provided.

#### *Theatre Hire*

Charges for Theatre Hire are recognised when the Theatre is hired to the customer.

#### *Interest Revenue*

Interest revenue is recorded as it is earned during the year.

#### *Grants*

Grants received from the Palmerston North City Council are the primary source of funding to the Trust and are restricted for the purposes of the Trust meeting its objectives as specified in the Trust's trust deed.

Council, government, and non-government grants are recognised as revenue when they are received unless there is an obligation to return the funds if conditions of the grant are not met. If there is such an obligation, the grants are initially recorded as grants received in advance and recognised as revenue when conditions of the grant are satisfied.

**SHOWCASING OUR COMMUNITY**

### *Fundraising and Donations*

Fundraising and donations are recognised as revenue when cash is received unless the donations have a “use or return” condition attached. If there is such a condition, then the donation is initially recorded as a liability on receipt and recognised as revenue when conditions of the donation are met.

### *Donated assets revenue*

Revenue from donated assets is recognised upon receipt of the asset if the asset has a useful life of 12 months or more, and the value of the asset is readily obtainable and significant.

### *Advertising, marketing, administration, overhead and fundraising costs*

These are expensed when the related service has been received.

### *Bank Accounts and Cash*

Bank accounts and cash comprise cash on hand, cheque or savings accounts, and deposits held at call with banks. Bank overdrafts are presented as a current liability in the statement of financial position.

### *Debtors and other receivables*

Debtors are initially recorded at the amount owed. When it is likely the amount owed (or some portion) will not be collected, a provision for impairment is recognised and the loss is recorded as a bad debt expense.

### *Investments*

Deposits with banks are initially recorded at the amount paid. If it appears that the carrying amount of the investment will not be recovered; it is written down to the expected recoverable amount.

### *Property, plant, and equipment*

Property, plant, and equipment is recorded at cost, less accumulated depreciation, and impairment losses.

Donated assets are recognised upon receipt of the asset if the asset has a useful life of 12 months or more, and the current value of the asset is readily obtainable and significant. Significant donated assets for which current values are not readily obtainable are not recognised.

For an asset to be sold, the asset is impaired if the market price for an equivalent asset falls below its carrying amount.

For an asset to be used by the Trust, the asset is impaired if the value to the Trust in using the asset falls below the carrying amount of the asset.

### *Depreciation*

Depreciation is provided on a straight-line basis at rates that will write off the cost of the assets over their useful lives. The useful lives and associated depreciation rates of major classes of assets have been estimated as follows

- Theatre Equipment 10 years (10%)
- Computer Equipment 5 years (20%)
- Furniture & Fittings 10 years (10%)

### *Creditors and other payables*

Creditors and accrued expenses are measured at the amount owed.

### *Employee and contractor costs*

Wages, salaries, and annual leave are recorded as an expense as staff provide services and become entitled to wages, salaries and leave entitlements. Independent contractor costs are also included where at the discretion of management these services could equally have been delivered by an employee.

**SHOWCASING OUR COMMUNITY**

Performance payments are recorded when the employee has been notified that the payment has been granted.

Superannuation contributions are recorded as an expense as staff provide services.

### *Employee Costs Payable*

A liability for employee costs payable is recognised when an employee has earned the entitlement.

These include salaries and wages accrued up to balance date and annual leave earned but not yet taken at balance date. A liability and expense for long service leave and retirement gratuities is recognised when the entitlement becomes available to the employee.

### *Provisions*

The Trust recognises a provision for future expenditure of uncertain amount or timing when there is a present obligation because of a past event, it is probable that expenditure will be required to settle the obligation and a reliable estimate can be made of the amount of the obligation.

### *Income Tax*

The Trust has been granted Charitable Status by the Inland Revenue Department and therefore is exempt from income tax.

### *Accumulated Funds*

Accumulated Funds are measured through the following components:

- Retained Earnings
- Contributed Capital

### *Budget figures*

The budget figures are derived from the Statement of Intent as approved by the Board at the beginning of the financial year. The budget figures have been prepared in accordance with Tier 3 standards, using accounting policies that are consistent with those adopted by the Board in preparing these financial statements.

### *Tier 2 PBE Accounting Standards applied*

The Trust has applied the following Tier 2 Accounting Standards in preparing its financial statements.

### *Grant expenditure*

Non-discretionary grants are those grants awarded if the grant application meets the specified criteria and are recognised as expenditure when an application that meets the specified criteria for the grant has been received.

Discretionary grants are those grants where the Globe Theatre Trust has no obligation to award on receipt of the grant application and are recognised as expenditure when approved by the Grants Approval Committee and the approval has been communicated to the applicant. The Globe Theatre Trust's grants awarded have no substantive conditions attached.

**SHOWCASING OUR COMMUNITY**

## 2 Donations, Fundraising and Other Similar Revenue

	Unaudited Actual 2023	Unaudited Actual 2022
Donations and Fundraising	5,231	367
Other	98,925	5,000
<b>Total Donations, Fundraising and Other Similar Revenue</b>	<b>104,156</b>	<b>5,367</b>

“Other” fundraising comprises:

	Unaudited Actual 2023	Unaudited Actual 2022
Community Organisation Grant Scheme	0	5,000
Central Energy Trust	98,925	0
<b>Total "Other"</b>	<b>98,925</b>	<b>5,000</b>

## 3 Council Funding

	Unaudited Actual 2023	Unaudited Actual 2022
PNCC Grant	121,125	118,075
<b>Total Council Funding</b>	<b>121,125</b>	<b>118,075</b>

## 4 Sales of Goods and Services

	Unaudited Actual 2023	Unaudited Actual 2022
Cafe Sales	76,543	41,787
Donations for Venue Hire	2,242	1,948
Theatre Hire	96,626	58,652
Recoverable Income	6,353	3,512
Ticket Sales (commission and shows)	18,393	8,409
<b>Total Sales of Goods and Services</b>	<b>200,359</b>	<b>114,309</b>

**SHOWCASING OUR COMMUNITY**

5 Costs relating to Providing Goods and Services

	Unaudited Actual 2023	Unaudited Actual 2022
Café Expenses	39,463	21,771
Project Expenses	6,749	0
Recoverable Expenses	3,027	3,056
Show Expenses	16,363	9,062
<b>Total Costs Relating to Providing Goods and Services</b>	<b>65,603</b>	<b>33,888</b>

6 Employee, Trustee and Contractor Costs

	Unaudited Actual 2023	Unaudited Actual 2022
Salaries, Wages and Employment Related Costs	146,309	113,754
Contractor Costs	249	8,942
Trustee Remuneration	4,590	5,158
KiwiSaver Employer Contributions	4,088	3,435
<b>Total Employee, Trustee and Contractor Costs</b>	<b>155,236</b>	<b>131,289</b>

7 Administration and Overheads

	Unaudited Actual 2023	Unaudited Actual 2022
Cleaning	7,127	4,373
Hire of Plant and equipment	1,486	90
Light, Heating and Power	13,317	10,823
Marketing	8,079	6,795
Office Costs	3,027	1,426
Postage, Printing and Stationery	1,292	1,110
Telephone and Internet	2,856	2,799
<b>Total Administration and Overhead Costs</b>	<b>37,184</b>	<b>27,416</b>

**SHOWCASING OUR COMMUNITY**

8 Other Expenses

	Unaudited Actual 2023	Unaudited Actual 2022
Audit Fees	9,500	9,773
Bad Debts	0	333
Bank Charges	682	410
Consulting and Accountancy	4,765	3,101
Functions and Events	1,429	90
General Expenses	1,363	494
Insurance	6,049	2,895
Professional Development	2,664	0
Repairs and Maintenance	9,953	13,838
Security	616	748
Small Items Purchased Under \$500	1,439	312
Subscriptions and Compliance Costs	2,662	1,396
Travel – National	273	0
Waste Disposal	1,540	1,099
<b>Total Other Expenses</b>	<b>42,935</b>	<b>34,488</b>

9 Cash and Cash Equivalents

	Unaudited Actual 2023	Unaudited Actual 2022
Cash on Hand	395	395
Non-Profit Current	60,660	28,936
Rapid Save (donations)	181,428	177,213
<b>Total Cash and Cash Equivalents</b>	<b>242,483</b>	<b>206,544</b>

10 Debtors and Prepayments

	Unaudited Actual 2023	Unaudited Actual 2022
Accounts receivable	2,366	-310
<b>Total Debtors and Prepayments</b>	<b>2,366</b>	<b>-310</b>

**SHOWCASING OUR COMMUNITY**

## 11 Creditors and Accrued Expenses

	Unaudited Actual 2023	Unaudited Actual 2022
Accrued Expenses	19,000	9,500
PAYE Payable	5,759	4,479
Creditors	10,208	8,781
GST Payable	-271	702
Income in Advance	43,672	34,600
<b>Total Creditors and Accrued Expenses</b>	<b>78,368</b>	<b>58,062</b>

Creditors and other payables are non-interest bearing and are normally settled on 30-day terms. Therefore, the carrying value of creditors and other payables approximates their fair value.

## 12 Employee Costs Payable

	Unaudited Actual 2023	Unaudited Actual 2022
Holiday Pay Liability	9,748	9,594
Wages Accrual	2,228	1,935
<b>Total Employee Costs Payable</b>	<b>11,976</b>	<b>11,530</b>

## 13 Unused Donations and Grants with Conditions

	Unaudited Actual 2023	Unaudited Actual 2022
PNCC - Companion Card Funding	943	1,500
<b>Total Unused Grants and Grants with Conditions</b>	<b>943</b>	<b>1,500</b>

Grants received in advance relate to funding received for the provision of specific development where conditions of the grant have not yet been satisfied, and conditions include a “use or return” clause.

## 14 Accumulated Surpluses

	Unaudited Actual 2023	Unaudited Actual 2022
Balance as at 1 July	403,682	422,521
Current Period Surplus/(Deficit)	64,345	-18,838
<b>Balance as at 30 June</b>	<b>468,027</b>	<b>403,682</b>

**SHOWCASING OUR COMMUNITY**

15 **Property, Plant & Equipment**

	Furniture and fittings	Theatre Equipment	Computer Equipment	Total
<b>Cost</b>				
Cost as at 1 July 2021	50,221	649,433	2,248	701,902
Additions	6,202	17,874	2,540	26,616
Disposals	0	0	0	0
<b>Cost as at 30 June 2022</b>	<b>56,423</b>	<b>667,307</b>	<b>4,788</b>	<b>728,518</b>
<b>Accumulated depreciation and Impairment Losses</b>				
Balance as at 1 July 2021	28,329	369,133	2,246	399,708
Depreciation Expenses	6,316	52,044	212	58,572
Disposals	0	0	0	0
<b>Balance as at 30 June 2022</b>	<b>34,645</b>	<b>246,130</b>	<b>2,330</b>	<b>458,280</b>
<b>Carrying Amount at 30 June 2022</b>	<b>21,778</b>	<b>246,130</b>	<b>2,330</b>	<b>270,238</b>
<b>Cost</b>				
Cost as at 1 July 2022	56,423	667,307	4,788	728,518
Additions	1,575	104,880	3,400	109,855
Disposals	0	1,688	0	1,688
<b>Cost as at 30 June 2023</b>	<b>57,998</b>	<b>770,499</b>	<b>8,188</b>	<b>836,685</b>
<b>Accumulated depreciation and Impairment Losses</b>				
Balance as at 1 July 2022	34,645	421,177	2,458	458,280
Depreciation Expenses	6,616	56,971	1,893	65,480
Disposals	0	1,688	0	1,688
<b>Balance as at 30 June 2023</b>	<b>41,261</b>	<b>476,460</b>	<b>4,351</b>	<b>522,072</b>
<b>Carrying Amount at 30 June 2023</b>	<b>16,737</b>	<b>294,039</b>	<b>3,837</b>	<b>314,613</b>

16 **Capital Commitments and Operating Leases**

The Trust has no capital commitments and no operating lease as at balance date (2022 \$nil).

17 **Contingencies**

**CONTINGENT LIABILITY**

The Trust has no known contingent liabilities as at balance date (2022 \$nil).

**SHOWCASING OUR COMMUNITY**



## CONTINGENT ASSETS

The Trust has no known contingent assets as at balance date (2022 \$nil).

### 18 Related Party Transactions

The Trust was settled by the Palmerston North City Council and receives a significant amount of operating grants from the Council to deliver its objectives as specified in the Trust Deed. In addition, the Trust does not pay a lease to use the Council building. The Palmerston North City Council is the ultimate controlling party of the Trust.

The following transactions were carried out with related parties during the year:

#### PALMERSTON NORTH CITY COUNCIL

The total amount of operating grants received from the Council is disclosed in the statement of financial comprehensive income, being \$121,125 (2022 \$118,075).

A grant of \$2,500 (excl GST) was received from the PNCC Arts Initiative Fund for the Globe Theatre's 40<sup>th</sup> Birthday celebrations.

No other grant funding was received from Council in 2023 (2022 \$nil). There is no outstanding balance at balance date (2022 \$nil).

No capital contributions were received from Council (2022 \$nil).

Good and services of \$2,259.37 (excl GST) (2022 \$2,943.68) were purchased from the Council relating to gas, insurance, rates, telephone service, food registration fee and bar licence renewal. At balance date the amount outstanding is \$140.79 (2022 \$364.18).

Goods and services of \$1,096.65 (excl GST) (2022 \$4,061.34) were supplied to the Council on normal commercial terms. At balance date the amount outstanding was \$nil (excl GST) (2022 \$1,570).

The Trust did not provide any free venue to PNCC during the year (2022 \$nil).

#### KEY MANAGEMENT PERSONNEL

Goods and services (Ticket Sales) of \$5,049.99 (excl GST) (2022 \$3,858.93) were purchased from The Comedy Hub, a society of which Trustee N. Cross is a member, on normal commercial terms. At balance date there was nil owing (2021 \$nil).

No provision has been required, nor any expense recognised, for impairment of receivables from related parties (2022 \$nil).

During 2021/2022, Trustees were paid a meeting fee of \$85 for each Board meeting attended. All remuneration paid to the staff is disclosed in Note 6. No other benefits were provided.

The Key Management Personnel is made up of six Trustees, including the Chairperson, Treasurer and Secretary, 1 Manager and 1 Assistant Manager.

### 19 Capital Management

The Trust's capital is its equity, which comprises Trust capital and retained surpluses. Equity is represented by net assets.

**SHOWCASING OUR COMMUNITY**

The Trust deed requires the Board of Trustees to manage its revenues, expenses, assets, liabilities, investments, and general financial dealings prudently. The Trust's equity is largely managed as a by-product of managing revenues, expenses, assets, liabilities, investments, and general financial dealings.

The objective of managing the Trust's equity is to ensure that the Trust effectively achieves its objectives and purpose, whilst remaining a going concern.

## 20 Explanation of major variances against budget

### REVENUE

Sales of Goods and Services: Decrease from budget was due to too ambitious a target.

Donations & Fundraising Income: Only one funding payment, \$98,925, was received during the 2022/2023 year from the Central Energy Trust.

### EXPENDITURE

Costs Related to Providing Goods and Services: Increase from budget was due to increased café sales which resulted in increased café purchases.

### BALANCE SHEET

Variance for cash balance is due to the following

Creditors and accrued expenses include ticketing money held on behalf of hirers for shows in late June or early July. The amount is unknown at year end so cannot be confidently predicted in the budget.

## 21 Events after Balance Date

There were no events after balance date that require disclosure.

## 22 Ability to continue operating

The Trust intends to continue operating in future periods.

**SHOWCASING OUR COMMUNITY**