

Six Month Report to Palmerston North City Council

THE GLOBE THEATRE TRUST BOARD

DECEMBER 2021

Six Month Report to Palmerston North City Council from the Globe Theatre Trust Board December 2021

CONTENTS

Trust Details as at 31 December 2021	2
Chairperson's Report.....	3
Manager's Report	4
Performance Measures - 6 Months to 31 Dec 2021.....	6
Strategic priorities and performance monitoring for 2021/22	9
The Globe Theatre Trust Financial Statements For The 6 Months Ended 31 Dec 2021	12
Statement Of Responsibility.....	12
Entity Information For 6 Months To 31 December 2021	12
Statement Of Financial Performance For The Six Months To 31 Dec 2021	14
Statement Of Financial Position For The Six Months To 31 Dec 2021	15
Statement Of Changes In Accumulated Funds For The Six Months To 31 Dec 2021	16
Statement Of Cash Flows For The 6 Months To 31 Dec 2021	16
Notes To The Financial Statements.....	17

Trust Details as at 31 Dec 2021	
Nature of Business	Theatre
Establishment Date	15 April 2002
Trustees	J Adams (Chairperson) M May R Harris C Wilson N Cross R Sheppard
Treasurer	N Cross
Secretary	M May
Address	312 Main Street PO Box 132 Palmerston North Telephone: (06) 351 4409
Bankers	Bank of New Zealand
Accountants	AboutTime Accounting Services Ltd
Solicitors	Cooper Rapley
Registered Office	C/ Palmerston North City Council Civic Administration Building The Square Palmerston North
Incorporation Number	1206039
Inland Revenue Number	43-006-495



FRI 10 DEC & SAT 11 DEC, 8PM

EXTRA SHOW ADDED SAT 11 DEC, 6PM

\$37

Tickets available at the Box Office or online at www.globetheatre.co.nz **globe** theatre

CHAIRPERSON'S REPORT

The Globe Theatre had an excellent start to the new financial year in July with sold out shows from the Manawatu Youth Theatre's "Aladdin Jr" and Australian musician Daniel Champagne.

August saw the first of the lockdowns for the year which continued through September. These lockdowns put a huge strain on the theatre with 59 performances affected. While 20 of these performances were able to be re-scheduled, 39 were unfortunately cancelled. These postponements and cancellations meant there was a huge amount of work required to communicate with both the hirers, to try and organise new dates, and audience members, to keep them informed of what is happening and the process to follow for refunds. A positive to come out of this was that because of the way the staff handled issues over this time, it added and developed the positive relationship the theatre has with its hirers and patrons.

A knock on effect of the lockdowns meant that October and November were not as busy as expected, but December usage picked up again with a number of end-of-year dance performances and rescheduled shows.

It has been good to welcome three new board members, Nathan Cross and Chris Wilson, appointed by PNCC, and Ralph Sheppard, a long-serving volunteer, seconded by the Board. This brings our board membership to 6 members. From a board perspective we are looking ahead with a somewhat conservative approach considering the uncertainty within the arts sector. There are currently no international acts arriving and national tours are constantly being put on hold, creating some challenges for the theatre. As a theatre for hire we have very little control over what shows are produced,

We are very much looking forward to the backstage renovations starting in January 2022. These are expected to enhance our facilities considerably.

I would like to thank the PNCC and staff for their willingness to work cooperatively with the theatre and my fellow board members for their willingness to be involved and their positive approach to the tasks at hand. My thanks in particular to Gerry Keating, our theatre manager, and his staff, for all they do, but especially for their dedication and resolve throughout the ongoing pandemic and related issues. Much appreciated.

John Adams
Chairperson
January 2022

MANAGER'S REPORT

June to December 2021 was looking to be a busy time for the theatre. We had a wide range of shows and events booked, and we were ready to go. The previous 6 months were busy, so we were just continuing the recent growth the theatre had experienced which of course was great to see considering we were now in to our second year with COVID hanging over us.

JULY 2021

July is always an exciting month as the Manawatu Youth Theatre takes over the Globe. This year their production was Disney's Aladdin Jr and with two weeks to go to the opening night, ticket sales were sitting on 80-85% sold. And we were not to be disappointed. Thirteen performances and over 2,600 audience members ensured that our new financial year started with a bang. Include two sold out shows from Australian musician Daniel Champagne, a trip up the road from the Levin Little Theatre and Calendar Girls and the wonderful Ali Harper and her Burt Bacharach show, The Look of Love, and July was a great start to the financial year.

AUGUST 2021

August started off with the wonderful Carson Taare back at the theatre followed by Wellington band French For Rabbits. And then lockdown. With the country going in to Lockdown Level 4 from August 18th to 31st, Level 3 from September 1st to 7th and Level 2 from September 8th to 21st, we knew we were going to have a large number of shows either cancelling or postponing. Suddenly, our expected theatre usage dropped. By the end of August, we knew September & October were going to be quiet. August theatre usage dropped from 43 to 12 and performances from 27 to 7.

SEPTEMBER/OCTOBER 2021

Moving in to Level 2 on September 8th, allowed us to reopen the theatre. We had already seen the September & October usage drop from 152 to 90 and performances from 67 to 28. At Lockdown Level 2 we were limited to a capacity of 100 in each theatre with social distancing. While not an ideal situation for any show, we were able to move shows to Globe 1 which allowed us to maximise the capacity while still observing social distancing. One of the downsides of a lockdown is the impact it has on future shows. Performers cannot rehearse which means shows have to be cancelled or postponed.

NOVEMBER 2021

Prior to the lockdown, the expected usage of the theatre for the month of November was 105 with 25 performances. At the end of the month, the usage was 71 and performances 25. While we lost some bookings during the month, the planned performances went ahead.

DECEMBER 2021

December is usually a quiet month as performers & groups start to look ahead to the Christmas/New Year break. However, a quiet December allowed us to accommodate a number of the postpone shows from the previous months. We were fortunate to have the Rose Academy of Dance, an ex MOU of the theatre, bring their two shows Winder Wonderland and The Mystery of the Silver Slippers to the stage. These shows were initially planned for August and were rescheduled to October and finally took place in December.

As with the previous lockdowns in 2020 and early 2021, we continued to collaborate with our promoters, performers & hirers. Could shows be rescheduled? Could they still go ahead with a maximum capacity of 100? We also had to look at potential dates to reschedule shows and try to accommodate them, if possible, before the years end. I applaud the show organisers, promoters & performers who worked with us to keep their

shows on the stage. The last thing they wanted to do was cancel or postpone and I feel very encouraged by how we all worked together to find the best possible outcome.

We also had to communicate with our ticket holders. Keeping them up to date with what was happening with their shows and organising refunds. Thankfully, we had become somewhat of an expert at doing this. The previous lockdowns gave us ample opportunity to hone our skills. In this respect, we were extremely fortunate that the majority of the ticket holders, whose shows had been postponed, were happy to wait until the show was rescheduled. This level of support for both the theatre and the performers was very heartening.

For the July to December period, theatre usage went from 391 to 263. A drop of 32%. While performances went from 171 to 112. A drop of 35%. Of the 59 performances that could not go ahead on their initial date, 20 were rescheduled and 39 cancelled.

The Globe Theatre prides itself on being a Community Theatre. We “Showcase Our Community.” The fact that we have complete control over our ticketing system, I believe, has increased our reputation as a Community Theatre or a Theatre That Cares. There were no delays in organising refunds. Most refunds, once announced and communicated to the ticket holders, were completed within 7 days. As a Community Theatre, this is important to us. When a show gets cancelled, the ticket holder needs to have faith that their money will be returned in a timely manner. And if they need to communicate with us, there is a straightforward process to do so.

The theatre was also nominated for the Small Venue of the Year at the EVANZ (Events Association of New Zealand) 2021 Awards. We were shortlisted along with Toitōi – Hawke’s Bay Arts and Events Centre and Haere-Roa (University of Canterbury). Unfortunately, we lost out to Toitōi, but we will be back in 2022.

We are looking forward to renovation work finally starting on the Globe 1 backstage toilets. The theatre will also be getting a makeover with internal painting work scheduled for early 2022.

Looking ahead to 2022, we will once again, face the year with excitement and trepidation. COVID is still on the scene and having endured the sudden lockdown in August & September 2021, we know that things can change at any time. We will continue to work to put shows on stage. But we are very conscious of the fact that the arts community faces another year of uncertainty. We will be heading in to our third year with COVID and the desire and willingness to create new shows may not be as ample as it previously was. But our hirers and performers know that we are there for them and we will do our utmost to make their shows a success.

Gerry Keating
Manager
January 2022

PERFORMANCE MEASURES - 6 MONTHS TO 31 DEC 2021

DEFINITIONS

USER GROUPS

MOU – has an MOU arrangement with the Globe Theatre, may be a community group or professional group

Community – the hirer is a community organisation, may or may not be performance based

Professional – the hirer is a professional performing arts practitioner, a private individual or a commercial company, may or may not be performance based

School – the hirer is an educational facility, where the usage is delivered by/for students, may or may not be performance based

USAGE AND PERFORMANCE

Usage – A space in the theatre is set aside for a specific event, activity or exclusive use by a hirer.

Performance – The “usage” involves an audience of any description

Note: The Theatre has two auditoria, the foyer and a rehearsal room which are all available for hire. Thus, there may be multiple uses, both across hireable spaces and of single hire spaces – for example morning and evening use in the same space - in any one day

PERFORMANCE BASED USAGE:

Theatre Performance – a dramatic performance on stage to an audience, open to the public, may be ticketed or not, or a rehearsal towards a performance in front of an audience

Musical Performance – a musical performance on stage to an audience, open to the public, may be ticketed or not, or a rehearsal towards a performance in front of an audience

Comedy Performance – a comedy performance on stage to an audience, open to the public, may be ticketed or not, or a rehearsal towards a performance in front of an audience

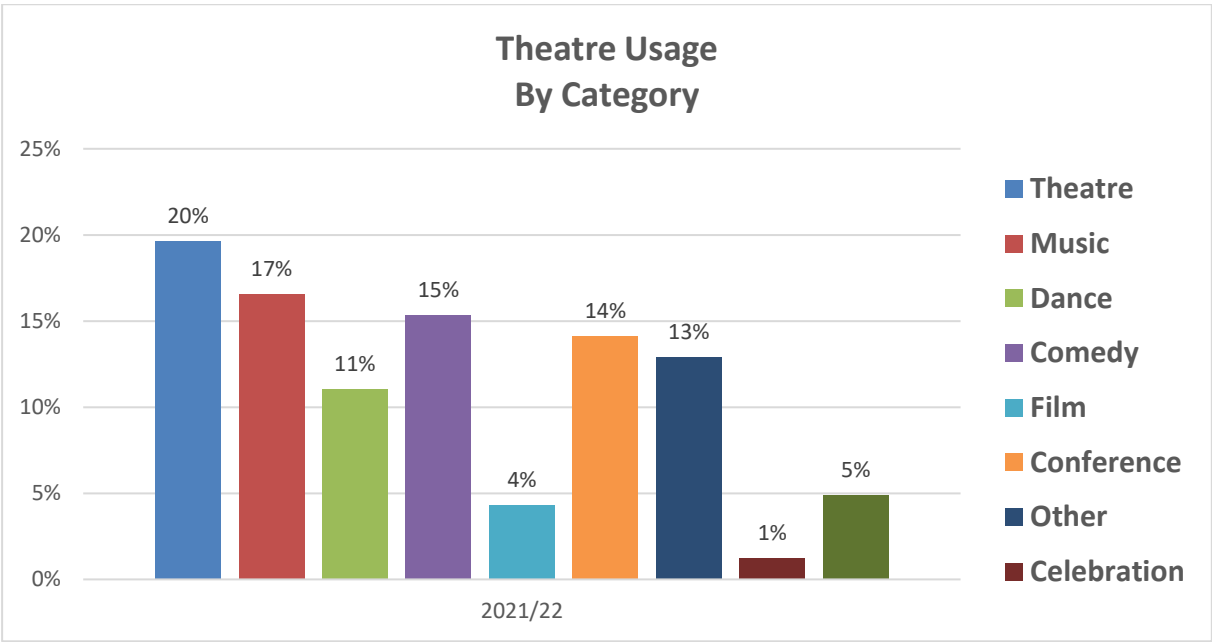
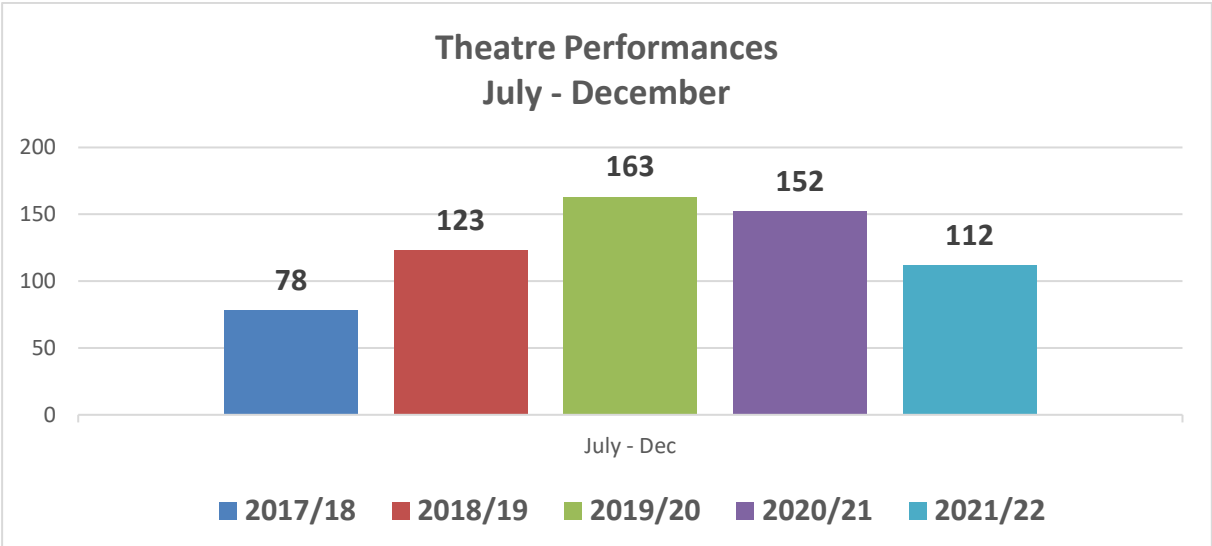
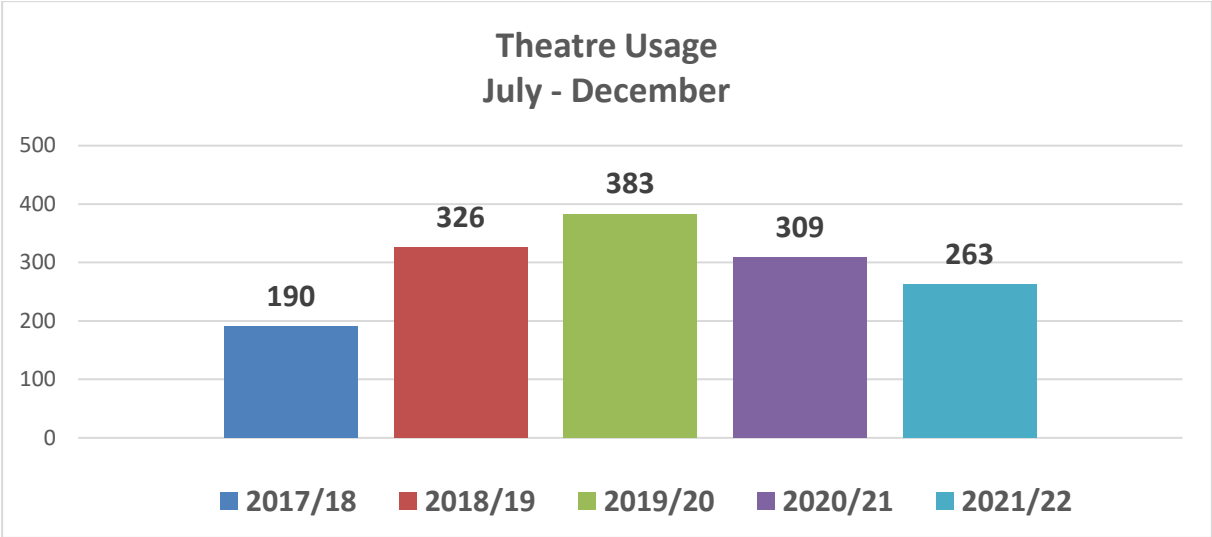
Dance Performance – a dance performance on stage to an audience, open to the public, may be ticketed or not, or a rehearsal towards a performance in front of an audience

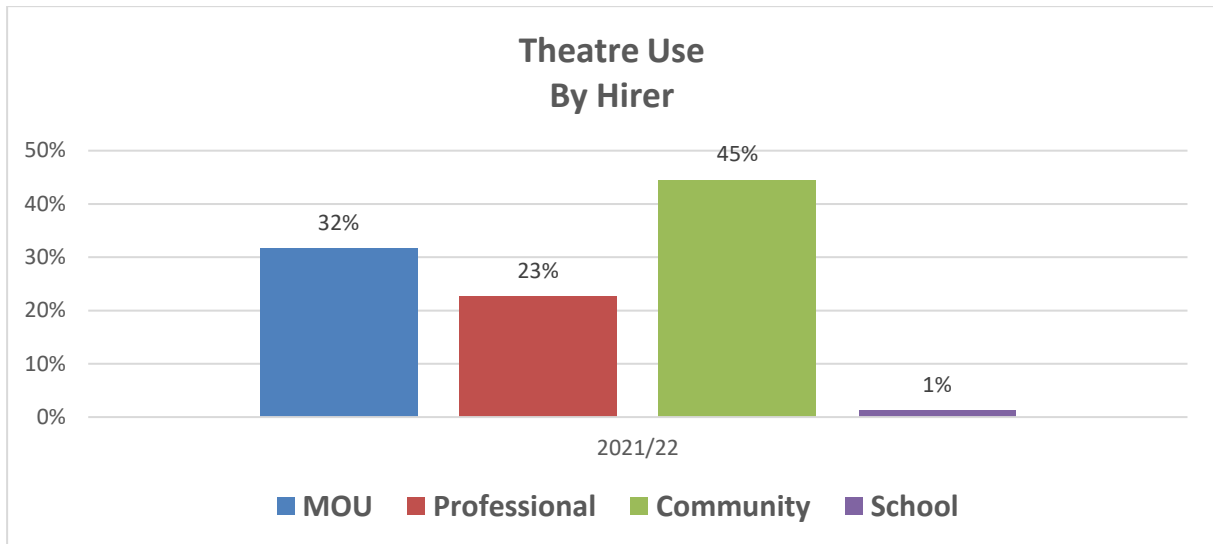
Film Performance – a film shown to an audience, open to the public, may be ticketed or not

NON-PERFORMANCE BASED USAGE:

Conference – a presentation on stage to an audience, may be open to the public or may be pre-registered delegates, may be ticketed or not

Celebration – a ceremony, party, or other festive event, may be open to the public or not, may involve a “performance” to an audience, may be ticketed or not





Thurs 29 & Fri 30
July
7.30PM

Early Bird \$38 until June 29th
Adult \$45
Senior \$40
Groups of 6+ \$38

globe
theatre

Tickets available at the Box Office or online at www.globetheatre.co.nz

Strategic priorities and performance monitoring for 2021/22

STRATEGIC PRIORITY 1: ENSURE THAT THERE ARE MORE, AND MORE VISIBLE, ARTS AND ACTIVITIES AT THE GLOBE THAT CONTRIBUTE TO THE COUNCIL'S ASPIRATIONS AS AN ARTS POWERHOUSE.		
Outcomes	Outputs (KPIs)	
	Target 2021 SOI	Result at December 2021 (6 months)
Number of usages	650	On track: 263 usages (discreet bookings for exclusive use of a space)
Number of performances	220	On track: 112 performances (with an audience of any description)
Hours of use by hirers	2,600	On track: 1,191 (does not include box office or café opening hours)
No. discreet participants	1,750	On track: 902 participants involved in a show as organiser/performer/speaker/back stage
No of audience members	26,000	Achieved: 9,643 (people participating at the Globe as an audience member/attending an event but not as an organiser or performer. For example, someone who has been to multiple events at the Globe as an audience member would be counted for each event they attend. It does not include people visiting the box office or café.)
Maintain or improve satisfaction ratings of hirers	Provide annual result	15 post hire surveys have been completed. Experience of hiring the Globe 100% Recommend the Globe 100% Factors that influenced assessment: Booking Process 100% Promotion 73% Tech Support 87% Equipment Available 94% Box Office 67% Completing Your Hire 67% Completing Paperwork 53%
Maintain or improve satisfaction ratings of visitors (audiences)	Provide annual result	Ongoing

STRATEGIC PRIORITY 1: ENSURE THAT THERE ARE MORE, AND MORE VISIBLE, ARTS AND ACTIVITIES AT THE GLOBE THAT CONTRIBUTE TO THE COUNCIL'S ASPIRATIONS AS AN ARTS POWERHOUSE.

Outcomes	Outputs (KPIs)	
	Target 2021 SOI	Result at December 2021 (6 months)
Number of national and international visiting productions performing at the Globe	15	<p>On Track: 12 events classed as national or international were brought to the Globe Theatre. 3 of the events were co-promoted (i.e. some form of box office split rather than a straightforward hire fee)</p> <p>National: Aroha String Quartet Ben Crellin – The MAN The Glamaphones Ali Harper French For Rabbits (70/30 split) Lucien Johnson (70/30 split) The Going Bananas Show Crows Feet Chamber Music NZ Frank Talbot (70/30 split)</p> <p>International: Daniel Champagne Graeme James</p>

STRATEGIC PRIORITY 2: SUPPORT THE LOCAL PERFORMING ARTS COMMUNITY TO SHOWCASE THEIR DIVERSE TALENTS AT THE GLOBE, AND WORKING TO ENSURE OUR USERS REPRESENT THE DIVERSITY OF THE PALMERSTON NORTH COMMUNITY

Outcomes	Outputs (KPIs)	
	Target 2021 SOI	Result at December 2021 (6 months)
Proportion of use that is driven through MOU arrangements and is performance based	70%	On track: 10 MOU arrangements are currently in place: Alliance Francaise, Michelle Robinson School of Dance, Manawatu Theatre Society, Sunday Matinee Series, Tall Poppies, The Comedy Hub, Equippers Church, Ian Harman, Manawatu Youth Theatre and DIY Comedy. These organisations accounted for 30% of usage.
Proportion of MOU-driven use that is performance-based	95%	On track: 48% of usage by MOU groups was performance based.
Proportion of overall usage from community groups	Provide annual result	On track: 77% of theatre use is from community groups
Proportion of overall usage from new community groups	Provide annual result	On track: 7% of use from new community groups. 18 new community groups with 18 usages

STRATEGIC PRIORITY 3: MAINTAIN AND DEVELOP FACILITIES THAT ENABLE OUR COMMUNITIES TO PRODUCE AND ENJOY THE VERY BEST PERFORMING ARTS THAT CAN BE OFFERED, ENSURING THAT THE GLOBE REMAINS A CUTTING EDGE, VISIBLE AND RESILIENT CULTURAL INSTITUTION/FACILITY.

Outcomes	Outputs (KPIs)	
	Target 2021 SOI	Result at December 2021 (6 months)
Carry out capital development programme	Globe 1: New roller door for backstage area	On track
Funding capital renewal programme from depreciation fund	60% depreciation costs available for capital renewal	Not calculated as at 31 December. Capitalisation of assets purchased will be completed at year-end.

CARSON
LIVE AT
THE GLOBE

THURS 5
AUGUST, 7PM

TICKETS: \$32

Tickets available at the Box Office or online at www.globetheatre.co.nz

globe
theatre

THE GLOBE THEATRE TRUST FINANCIAL STATEMENTS FOR THE 6 MONTHS ENDED 31 DEC 2021

Statement of Responsibility

We are responsible for the preparation of the Globe Theatre Trust's financial statements and statement of performance, and for the judgements made in them. We are responsible for any end-of-year performance information provided by the Globe Theatre Trust under section 19A of the Public Finance Act 1989. We have the responsibility for establishing and maintaining a system of internal control designed to provide reasonable assurance as to the integrity and reliability of financial reporting. In our opinion, these financial statements and statement of performance fairly reflect the financial position and operations of the Globe Theatre Trust for the 6 months ended 31 December 2020.

Signed on behalf of the Board:

Entity Information For 6 Months To 31 December 2021

LEGAL NAME, TYPE OF ENTITY AND LEGAL BASIS

The Globe Theatre Trust (the Trust) is a trust incorporated in New Zealand under the Charitable Trusts Act 1957 and is domiciled in New Zealand. The Trust is controlled by Palmerston North City Council (PNCC) and is a council-controlled organisation as defined under section 6 of the Local Government Act 2002, by the Council's right to appoint the Board of Trustees.

THE TRUST'S PURPOSE OR MISSION

The primary objective of the Trust is to promote the arts within Palmerston North by catering for a variety of local and touring arts and cultural events such as drama, comedy, musical theatre, dance and musical recitals, public artistic competitions, conferences and seminars, rather than making a financial return.

STRUCTURE OF THE TRUST'S OPERATIONS, INCLUDING GOVERNANCE ARRANGEMENTS

The Globe Theatre is a Council-owned venue that is managed by a Trust Board comprising 5 Council-appointed trustees and up to 2 trustees co-opted by these appointees.

MAIN SOURCES OF THE TRUST'S CASH AND RESOURCES

The Trust Board manages the theatre complex as multi-purpose venues for hire. Principally, the venues are for the performing arts with two theatres: one a 200 tiered-seat theatre and one a flat-floor performance space with an option of up to 100 tiered-seat layouts. The Trust Board also hires the foyer/cafe-bar area separately as a meeting space. The Trust Board maintains an asset register of equipment, including projectors for film viewings.

The Globe Theatre complex primarily serves the community performing arts in Palmerston North with an operating subsidy from the City Council which ensures that the complex is affordable for amateur and community arts groups. Particularly, the Theatre was developed in 1982 as a partnership project between the City Council and the Manawatu Theatre Society and this relationship remains enshrined on the Board's Trust Deed.

The theatre provides a quality experience that is also available to professional organisations for hire.

Finally, the Trust Board raises funds to maintain its equipment and asset register to ensure that it can continue to offer that quality experience to all its clients. As part of this, the Trust Board also promotes shows to raise funds for this purpose.

Levin Little Theatre
Presents:

Calendar Girls

Tues 27 & Wed 28 July
7.30PM
Tickets: \$25



Tickets available at the Box Office or online at www.globetheatre.co.nz

globe
theatre

Women & Business Monthly Meeting
With Guest Speaker: Shiloh Dobie from Shiloh Dobie Design



Tues 22 June
5.30pm-7pm
\$25
(ENTRY By ticket only)
Tickets available from:
www.womenandbusiness.nz

globe
theatre

Statement of Financial Performance for The Six Months To 31 Dec 2021

	Note	Unaudited December 2021	SOI Budget June 2022	Actual December 2020
Revenue				
Donations, fundraising and other similar income	3	5,266	25,000	5,938
COVID-19 Wage Subsidy		23,431	0	11,230
Council funding	2	59,038	118,075	58,428
Investment income		163	350	131
Sales of Goods and Services	4	85,128	100,000	88,123
Total Revenue		173,025	243,425	163,849
Expenditure				
Costs related to providing goods and services	5	18,189	30,000	25,600
Administration and Overhead Costs	6	14,234	20,000	14,028
Employee, Trustee and Contractor Costs	7	65,997	126,944	68,000
Other Expenses	8	12,821	21,678	9,530
Asset Write offs		0	0	0
Depreciation		28,994	58,789	27,461
Total Expenditure		140,234	257,411	144,618
Net surplus/(Deficit)		32,791	-13,986	19,231

Statement of Financial Position for the Six Months to 31 Dec 2021

	Note	Unaudited December 2021	SOI Budget June 2022	Actual December 2020
Current Assets				
Bank accounts and cash	9	191,386	146,837	129,764
Debtors and prepayments	10	0	18,200	5,496
Total Current Assets		191,386	165,037	135,261
Non Current Assets				
Property, Plant and Equipment	11	297,406	293,725	319,532
Total Non Current Assets		297,406	293,725	319,532
Total Assets		488,791	458,762	454,792
Liabilities				
Current Liabilities				
Creditors and Accrued Expenses	12	18,225	17,000	42,054
Employee Costs Payable	13	11,590	1,200	9,006
Unused Grants and Donations with Conditions	14	0	0	874
Total Current Liabilities		29,815	18,200	51,934
Non-Current Liabilities				
Non-Current Liabilities		5,687	0	0
Total Non Current Liabilities		5,687	0	0
Total Liabilities		35,501	18,200	51,934
Net Assets		453,290	440,562	402,858
Trust Equity				
Contributed Capital		100	100	100
Retained Surpluses	15	453,190	440,462	402,758
Total Retained Equity		453,290	440,562	402,858

Statement of Changes in Accumulated Funds for The Six Months To 31 Dec 2021

	Note	Actual 2021	SOI Budget June 2021	Actual December 2020
Opening balance as at 1 July		420,499	454,548	383,628
Current Period Surplus /(Deficit)		32,791	-13,986	19,231
Balance at 31 December		453,290	440,562	402,858

Statement of Cash Flows for the 6 Months To 31 Dec 2021

	Note	Unaudited December 2021	SOI Budget 2022	Actual 2020
Cash Flows from Operating Activities				
Donations and Fundraising		6,449	25,000	6,881
Receipts from Council grants		59,038	118,075	87,641
Receipts from sale of goods and services		163,808	100,000	164,172
COVID-19 Wage Subsidy		23,431	0	11,230
Interest Received		163	350	131
Payments to Suppliers & staff		-222,401	-198,622	-248,843
Goods and Services Tax (net)		-7,262	0	1,338
Net Cash Flows from Operating Activities		23,224	44,803	22,551
Cash Flows from Investing Activities				
Purchase of Fixed Assets/Renewals		-17,883	-10,000	2,851
Sales of Fixed Assets		0	0	0
Net Cash Flow from Investing Activities		-17,883	-10,000	2,851
Net Increase/(Decrease) in Cash and Cash Equivalents		5,342	34,803	25,402
Cash and Cash Equivalents at the start of the Year		186,044	112,034	104,362
Cash and Cash Equivalents at the End of the Year		191,386	146,837	129,764

Notes to The Financial Statements

1 Statement of Accounting Policies

REPORTING ENTITY

The financial statements for the Trust are for six months ended 31 December 2021 and were approved by the Board of Trustees on 21st February 2022.

BASIS OF PREPARATION

The Trust has elected to apply PBE SFR-A (PS) Public Benefit Entity Simple Format Reporting – Accrual (Public Sector) on the basis that it does not have public accountability as defined and has total annual expenses of equal to or less than \$2,000,000. All transactions in the performance report are reported using the accrual basis of accounting. The Performance Report is prepared under the assumption that the entity will continue to operate in the foreseeable future.

Statement of compliance

The financial statements of the Trust have been prepared in accordance with the requirements of the Local Government Act 2002, which includes the requirement to comply with generally accepted accounting practice in New Zealand (NZ GAAP).

Measurement base

The financial statements have been prepared on a historical cost basis.

SUMMARY OF SIGNIFICANT ACCOUNTING POLICIES

Changes in Accounting Policies

There have been no changes to accounting policies this year.

GST

The Trust is registered for GST. All amounts are recorded exclusive of GST, except for Debtors and Creditors which are stated inclusive of GST.

Sale of goods

Revenue from the sale of goods is recognised when the goods are sold to the customer.

Sale of services

Revenue from the sale of services is recognised by reference to the stage of completion of the services delivered at balance date as a percentage of the total services to be provided.

Theatre Hire

Charges for Theatre Hire are recognised when the Theatre is hired to the customer.

Interest Revenue

Interest revenue is recorded as it is earned during the year.

Grants

Grants received from the Palmerston North City Council are the primary source of funding to the Trust and are restricted for the purposes of the Trust meeting its objectives as specified in the Trust's trust deed.

Council, government, and non-government grants are recognised as revenue when they are received unless there is an obligation to return the funds if conditions of the grant are not met. If there is such an obligation, the grants are initially recorded as grants received in advance and recognised as revenue when conditions of the grant are satisfied.

Fundraising and Donations

Fundraising and donations are recognised as revenue when cash is received unless the donations have a “use or return” condition attached. If there is such a condition, then the donation is initially recorded as a liability on receipt and recognised as revenue when conditions of the donation are met.

Donated assets revenue

Revenue from donated assets is recognised upon receipt of the asset if the asset has a useful life of 12 months or more, and the value of the asset is readily obtainable and significant.

Advertising, marketing, administration, overhead and fundraising costs

These are expensed when the related service has been received.

Bank Accounts and Cash

Bank accounts and cash comprise cash on hand, cheque or savings accounts, and deposits held at call with banks. Bank overdrafts are presented as a current liability in the statement of financial position.

Debtors and other receivables

Debtors are initially recorded at the amount owed. When it is likely the amount owed (or some portion) will not be collected, a provision for impairment is recognised and the loss is recorded as a bad debt expense.

Investments

Deposits with banks are initially recorded at the amount paid. If it appears that the carrying amount of the investment will not be recovered; it is written down to the expected recoverable amount.

Property, plant, and equipment

Property, plant, and equipment is recorded at cost, less accumulated depreciation and impairment losses.

Donated assets are recognised upon receipt of the asset if the asset has a useful life of 12 months or more, and the current value of the asset is readily obtainable and significant. Significant donated assets for which current values are not readily obtainable are not recognised.

For an asset to be sold, the asset is impaired if the market price for an equivalent asset falls below its carrying amount.

For an asset to be used by the Trust, the asset is impaired if the value to the Trust in using the asset falls below the carrying amount of the asset.

Depreciation

Depreciation is provided on a straight-line basis at rates that will write off the cost of the assets over their useful lives. The useful lives and associated depreciation rates of major classes of assets have been estimated as follows

- Theatre Equipment 10 years (10%)
- Computer Equipment 5 years (20%)
- Furniture & Fittings 10 years (10%)

Creditors and other payables

Creditors and accrued expenses are measured at the amount owed.

Employee and contractor costs

Wages, salaries, and annual leave are recorded as an expense as staff provide services and become entitled to wages, salaries and leave entitlements. Independent contractor costs are also included where at the discretion of management these services could equally have been delivered by an employee.

Performance payments are recorded when the employee has been notified that the payment has been granted.

Superannuation contributions are recorded as an expense as staff provide services.

Employee Costs Payable

A liability for employee costs payable is recognised when an employee has earned the entitlement.

These include salaries and wages accrued up to balance date and annual leave earned but not yet taken at balance date. A liability and expense for long service leave and retirement gratuities is recognised when the entitlement becomes available to the employee.

Provisions

The Trust recognises a provision for future expenditure of uncertain amount or timing when there is a present obligation because of a past event, it is probable that expenditure will be required to settle the obligation and a reliable estimate can be made of the amount of the obligation.

Income Tax

The Trust has been granted Charitable Status by the Inland Revenue Department and therefore is exempt from income tax.

Accumulated Funds

Accumulated Funds are measured through the following components:

- Retained Earnings
- Contributed Capital

Budget figures

The budget figures are derived from the statement of intent as approved by the Board at the beginning of the financial year. The budget figures have been prepared in accordance with Tier 3 standards, using accounting policies that are consistent with those adopted by the Board in preparing these financial statements.

Tier 2 PBE Accounting Standards applied

The Trust has applied the following Tier 2 Accounting Standards in preparing its financial statements.

Grant expenditure

Non-discretionary grants are those grants awarded if the grant application meets the specified criteria and are recognised as expenditure when an application that meets the specified criteria for the grant has been received.

Discretionary grants are those grants where the Globe Theatre Trust has no obligation to award on receipt of the grant application and are recognised as expenditure when approved by the Grants Approval Committee and the approval has been communicated to the applicant. The Globe Theatre Trust's grants awarded have no substantive conditions attached.

2 Council Funding

	Unaudited December 2021	Actual December 2020
PNCC Grant	59,038	58,428
Total Donations and Fundraising Revenue	59,038	58,428

3 Donations & Fundraising Income

	Unaudited December 2021	Actual December 2020
Donations and Fundraising	266	938
Other	5,000	5,000
Total Donations and Fundraising Revenue	5,266	5,938

4 Sales of Goods and Services

	Unaudited December 2021	Actual December 2020
Cafe Sales	23,459	31,450
Donations for Venue Hire	1,183	1,271
Foyer Rental	0	160
Theatre Hire	41,351	39,452
Recoverable Income	2,546	2,672
Sales	0	0
Ticket Sales (commission and shows)	16,590	13,118
Total Donations and Fundraising Revenue	85,128	88,123

5 Costs relating to providing goods and services

	Unaudited December 2021	Actual December 2020
Café Expenses	11,207	17,072
Project Expenses	0	0
Recoverable Expenses	1,916	2,101
Show Expenses	5,065	6,427
Total Costs of Goods Sold	18,189	25,600

6 Administration & Overheads Costs

	Unaudited December 2021	Actual December 2020
Advertising	0	81
Cleaning	1,728	2,795
Hire of Plant and equipment	90	0
Light, Heating and Power	6,742	7,073
Marketing	2,591	1,651
Office Costs	1,126	357
Postage, Printing and Stationery	561	487
Telephone and Internet	1,395	1,585
Total Administration and Overhead Costs	14,234	14,028

7 Employee, Technician & Trustee Remuneration Costs

	Unaudited December 2021	Actual December 2020
Salaries, Wages and Employment Related Costs	55,632	56,738
Contractor Costs	6,021	7,070
Trustee Remuneration	2,635	2,550
KiwiSaver Employer Contributions	1,709	1,643
Total Employee Related Costs	65,997	68,000

8 Other Expenses

	Unaudited December 2021	Actual December 2020
Audit Fees	0	1
Bad Debts	333	0
Bank Charges	252	552
Consulting and Accountancy	782	430
General Expenses	393	617
Insurance	2,895	2,821
Legal Expenses	0	0
Professional Development	0	750
Repairs and Maintenance	5,937	2,578
Security	377	326
Subscriptions and Compliance Costs	1,057	539
Travel - National	0	0
Waste Disposal	795	917
Total Other Expenses	12,821	9,530

9 Bank Accounts and Cash

	Unaudited December 2021	Actual December 2020
Cash on Hand	395	658
Non Profit Current	14,372	42,937
Rapid Save (donations)	176,618	86,170
Total Cash and Cash Equivalents	191,386	129,764

10 Debtors and Prepayments

	Unaudited December 2021	Actual December 2020
Accounts receivable	0	2,263
GST Receivable	0	3,233
Total Creditors & Other Payables	0	5,496

11 Property, Plant and Equipment

	Unaudited December 2021	Actual December 2020
Computer Equipment	44	44
Furniture & Fittings	27,714	24,543
Theatre Equipment	286,988	294,945
Total Cash and Cash Equivalents	314,746	319,532

There are no restrictions over the title of the Trust's property, plant, and equipment; nor is any pledged as security for liabilities.

12 Creditors and Accrued Expenses

	Unaudited December 2021	Actual December 2020
Accrued Expenses	9,034	0
PAYE Payable	3,349	2,071
Creditors	5,117	6,386
GST Payable	724	0
Income in Advance	0	33,596
Unpaid Expense Claim	0	0
Total Creditors & Other Payables	18,225	42,054

Creditors and other payables are non-interest bearing and are normally settled on 30-day terms. Therefore, the carrying value of creditors and other payables approximates their fair value.

13 Employee and Contractor Related Costs Payable

	Note	Unaudited December 2021	Actual December 2020
Holiday Pay Liability		10,056	5,005
Wages Accrual		1,535	4,001
Total Employee Costs Payable		11,590	9,006

14 Unused Donations and Grants with Conditions

	Unaudited December 2021	Actual December 2020
Lions Club of Middle Districts	0	500
Donations for future Matiness	0	374
NZCT	0	0
Total Unused Grants and Grants with Conditions	0	874

Grants received in advance relate to funding received for the provision of specific development where conditions of the grant have not yet been satisfied, and conditions include a “use or return” clause.

15 Accumulated Surpluses

	Unaudited December 2021	Actual December 2020
Balance at 1 July	420,499	383,628
Current Period Surplus/(Deficit)	32,791	19,231
Balance at 30 June	453,290	402,858

16 Capital Commitments and Operating Leases

The Trust has no capital commitments and no operating lease commitments (2020 \$nil).

17 Contingencies

CONTINGENT LIABILITY

The Trust has no contingent liabilities (2020 nil).

CONTINGENT ASSETS

The Trust has no contingent assets (2020 \$nil).

18 Capital Management

The Trust's capital is its equity, which comprises Trust capital and retained surpluses. Equity is represented by net assets.

The Trust deed requires the Board of Trustees to manage its revenues, expenses, assets, liabilities, investments, and general financial dealings prudently. The Trust's equity is largely managed as a by-product of managing revenues, expenses, assets, liabilities, investments, and general financial dealings.

The objective of managing the Trust's equity is to ensure that the Trust effectively achieves its objectives and purpose, whilst remaining a going concern.

19 Explanation of major variances against budget

At this stage in the year, generally income and expenditure should be at about 50% of annual budget. There are the following exceptions/variances:

REVENUE

Total revenue is approx. 43% above budget.

1. COVID 19 Subsidies of \$23,431
2. Strong ticket sales for MYTH Aladdin Jr and Daniel Champagne

EXPENDITURE

Operating expenses are 9% over budget

1. Increased theatre usage results in increased cleaning, waste disposal and repairs & maintenance

BALANCE SHEET

The Bank accounts and cash balance are higher than budgeted primarily because of the increased use of the theatre and café operations.

20 Events after Balance Date

There were no events after balance date that require disclosure.

21 Ability to continue operating

The Trust intends to continue operating in future periods.