



Asset Management Plan
Executive Summary

Resource Recovery



AWAPUNU EDUCATION CENTRE
AWAPUNU MATERIALS RECOVERY FACILITY
GREEN WASTE DROP-OFF

MT. CLEESE
ARTIFICIALLY CREATED MOUNTAIN OF RECYCLED MATERIALS
ALT: 45.2m A.S.L.

GREEN WASTE DROP-OFF



Our full Asset Management Plan outlines how we manage our Resource recovery activity, what our challenges are and our investment plan for the next 30 years.

Asset Management Plan Executive Summary

Resource Recovery

Manaaki whenua, manaaki tangata, haere whakamua.
Tihei mauri ora!

No reira, e te haukainga Rangitāne, nei rā te mihi nui ki a koutou e pupuri nei i te mauri o te whenua me ngā wai e rere atu e rere mai.

Tēnā koutou, tēnā koutou, tēnā tātou katoa.

Most of the things we do, buy, and consume generates some form of waste. This not only costs money when we throw things away but, if we do not manage the waste properly, it causes problems for the environment and for people's health.

We provide rubbish collection and recycling services for the City to:

- Ensure the city's solid waste is adequately and affordably managed;
- Maximise the amount of waste diverted from landfill (such as through recycling and composting); and
- Manage hazardous waste in an environmentally responsible manner.

Our waste management and minimisation plan guides our work

We are required by the Waste Minimisation Act 2008 to adopt a Waste Management and Minimisation Plan (WMMP) that sets out our objectives, policies and methods for achieving effective and efficient waste management and minimisation, and how the plan is to be funded. We reviewed and updated the WMMP in 2019 and identified four priority actions, three of which are likely to require infrastructure.

We also receive funds from the national waste disposal levy to spend on promoting or achieving the waste minimisation activities set out in our WMMP.

We are also guided by the Resource Recovery Plan which is our tactical response to the Goal 4: A Sustainable and Resilient City.

We want to be a leader in waste diversion

In 2017, Palmerston North sent just over 45,000 tonnes of waste to landfill. Nearly half of this was potentially divertible. While we cannot be directly responsible for the City's waste, we can promote effective and efficient waste management and minimisation.

There are opportunities for us to invest in new services to increase the proportion of waste diverted from landfill from 38 percent to 48 percent by 2025 as identified in our WMMP. **We could save nearly 20,000 tonnes of material from going into the landfill each year.**

Scope of this plan

This Plan informs our 10 Year Plan, Financial Strategy and 30 Year Infrastructure Strategy. It supports us in the management of our Resource recovery activity to:

- Achieve our strategic outcomes as set by Goal 4: A Sustainable and Resilient City;
- Meet the levels of service we have committed to;
- Plan for growth and adjust to other drivers such as climate change and new legislation;
- Improve asset knowledge and monitor performance;
- Minimise risk; and
- Plan operations.

We partner with Rangitāne o Manawatū

We have a strong relationship with our Te Tiriti o Waitangi partner and tangata whenua, Rangitāne o Manawatū. Together we set out to provide services in a way that supports iwi aspirations. These aspirations include diverting food waste from landfill, doing our best to keep our waterways free from litter and fly tipping, and by continually educating and encouraging our people to make better choices when it comes to waste, so that it does not impact the environment.

It's important to note we are reviewing our WMMP in mid 2024 which may see changes to our plan.

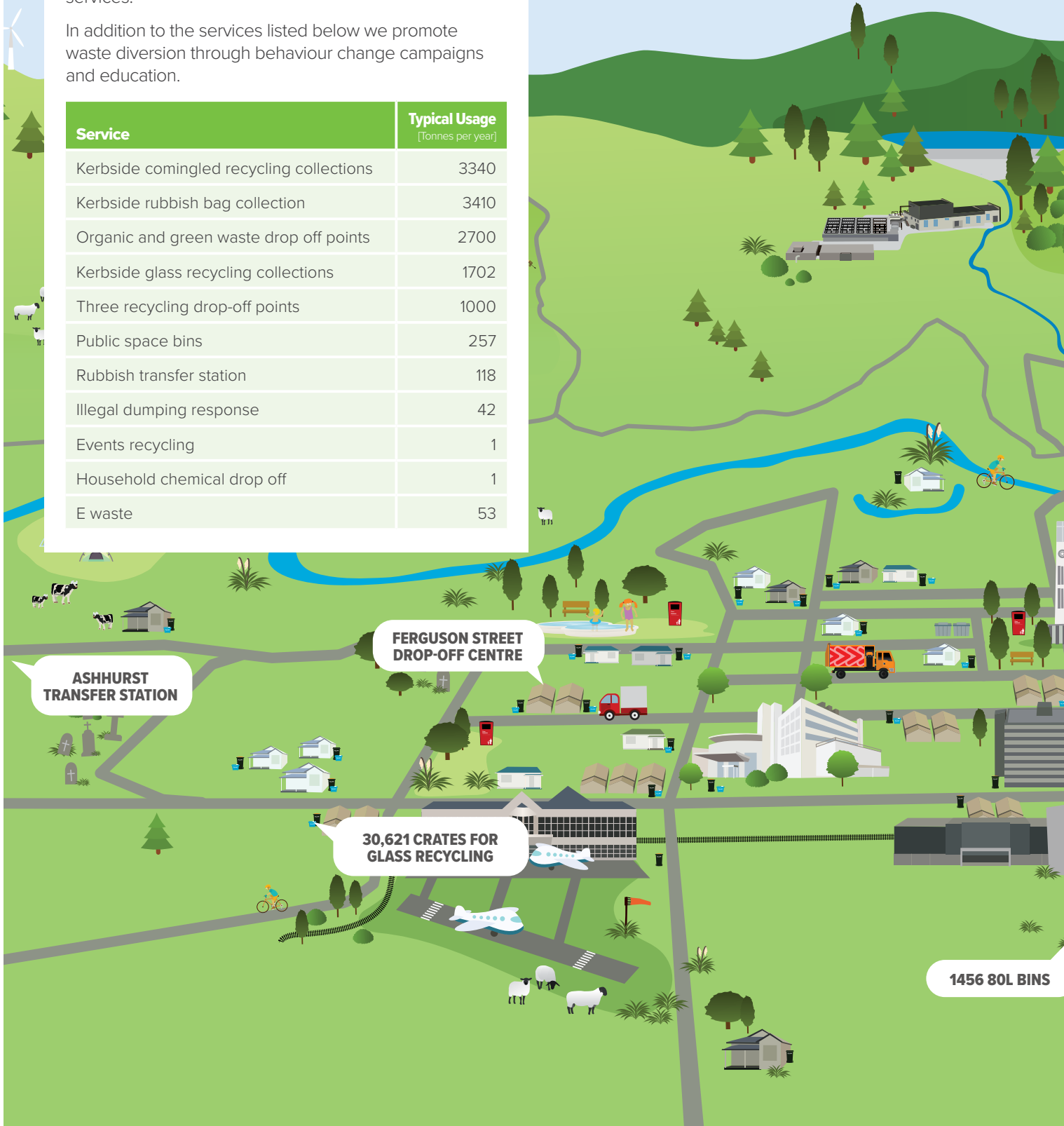
What we provide



We provide waste minimisation (recycling), waste management (rubbish) and closed landfill management services.

In addition to the services listed below we promote waste diversion through behaviour change campaigns and education.

Service	Typical Usage [Tonnes per year]
Kerbside comingled recycling collections	3340
Kerbside rubbish bag collection	3410
Organic and green waste drop off points	2700
Kerbside glass recycling collections	1702
Three recycling drop-off points	1000
Public space bins	257
Rubbish transfer station	118
Illegal dumping response	42
Events recycling	1
Household chemical drop off	1
E waste	53

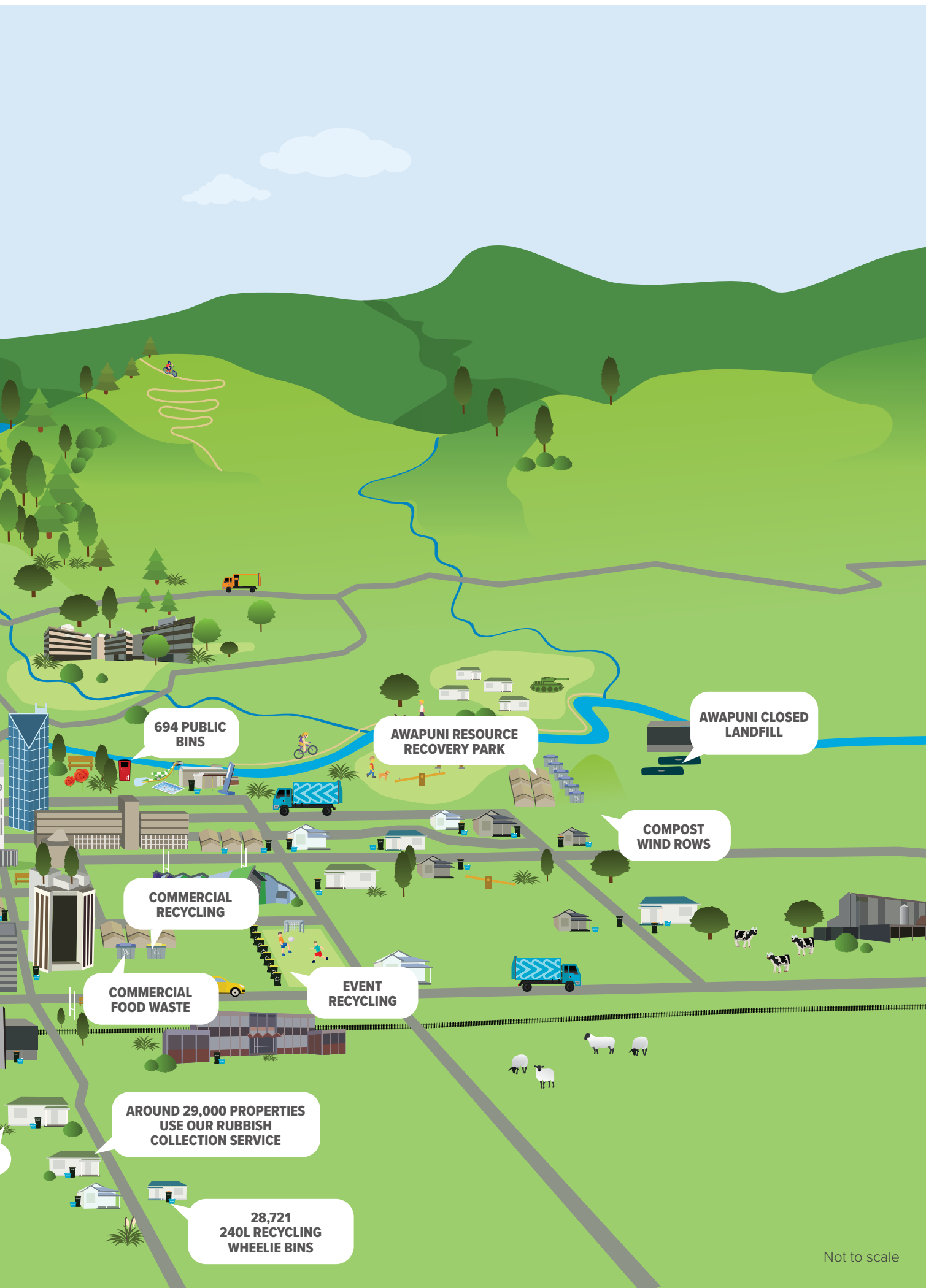


**ASHHURST
TRANSFER STATION**

**FERGUSON STREET
DROP-OFF CENTRE**

**30,621 CRATES FOR
GLASS RECYCLING**

1456 80L BINS



694 PUBLIC BINS

AWAPUNI RESOURCE RECOVERY PARK

AWAPUNI CLOSED LANDFILL

COMPOST WIND ROWS

COMMERCIAL RECYCLING

COMMERCIAL FOOD WASTE

EVENT RECYCLING

AROUND 29,000 PROPERTIES USE OUR RUBBISH COLLECTION SERVICE

28,721 240L RECYCLING WHEELIE BINS

Not to scale

Everyone is a customer



Residents



Families



Rural




Education



Community Groups



Council



Event/Sport Organisers



Commercial

- About a third of our residents use our rubbish bag service and these customers are less likely to throw out material that could be recycled or re-used.
- 10 percent of recyclable materials are being dropped off by businesses and residents to our centres.
- On the other hand, waste from the city centre has gone up by 25% in the last few years, and we have seen growth in our commercial food waste, glass and recycling services.
- Although we are collecting less waste from our public space bins, we have noticed a significant increase in illegal dumping.
- We have been working hard to educate residents on the importance of keeping rubbish separate from recycling, and we continue to introduce new recycling services each year, with liquid paperboard (such as Tetra Pak products) being one of the newest items accepted at drop-off centres.
- We continue to provide recycling services for many events in and around the city, including the Festival of Cultures which is our biggest event of the year.
- According to our 2022 Annual Residents survey, our residents are generally satisfied with all aspects of waste management, including kerbside rubbish and recycling collection, but slightly less than in previous years.

Our stakeholders also include: Ministry for the Environment, Ministry of Health, Horizons Regional Council, Neighbouring Local Authorities, Other Waste Collection Providers, Environment Network Manawatū and environmental groups.

We have some challenges and risks

Our community can do better in sorting its waste

The 2022 Waste Assessment provided data on nearly all waste streams for Palmy. This data was analysed and identified some key areas where we could improve our effectiveness in waste diversion.

- A significant proportion of waste going to landfill is organic waste, with food waste present across all kerbside rubbish collection services.
- We lack the facilities to recycle or otherwise divert construction and demolition waste (apart from some timber and concrete) with a predicted increase in construction activity.
- More recyclables could be diverted from commercial properties.
- Community engagement, understanding and awareness of waste issues could be improved somewhat, although Council has been working hard in this space.

Government changes will heavily impact us

Significant changes continue to be made around the way that waste is managed in New Zealand. From 2024, all councils will accept the same materials in their kerbside collections, which thankfully, we already comply with. By 2030, all councils will also need to provide households with a food scraps collections service, to make it easier for people to divert food scraps from landfills. There will also be new and more comprehensive waste legislation coming our way, which will replace the current Waste Minimisation Act 2008 and the Litter Act 1979.

Rubbish disposal will cost us more

The Waste Disposal Levy has increased from \$10 a tonne prior to 2020 to \$50 a tonne in July 2023. This will reach \$60 per tonne in July 2024. This means we continue to pay more for disposing of rubbish in the Bony Glen landfill. Council will be considering all elements of its kerbside rubbish collection service as part of its next WMMP.

Our closed landfill will continue to play a role

From 1950 to 2007, 2.5 million tonnes of rubbish went to the Awapuni Landfill. Now closed, we have the ongoing responsibility to maintain its integrity. The current consent expires in 2029 and soon we will need to start the process of re-consenting it, which gives us tools to minimise environmental impacts of a closed landfill.

What's our plan?

Being a part of Aotearoa New Zealand's Waste Strategy

By taking part in the development of an Action and Investment Plan (AIP) we'll be teaming up with other councils to create more places and services that recycle and reuse things all over the country. Working with national behaviour change programmes will enable us to help more people make the right choices when it comes to waste.

We plan to provide new services to divert more waste from landfill

Our target is to increase the proportion of waste diverted from landfill from 36 percent to 48 percent by 2025. This will require a reduction in waste being sent to the landfill and an increase in material being diverted.

Kerbside food waste service (+ 4 percent diversion rate)

We have rolled out a food scraps collection trial with 14 streets in Palmy. The findings and learnings from the trial will ensure we're ready to roll this out to the entire city, as the Government has recently announced that this be a mandatory service offered by all councils by 2030.

Citywide Recycling Services to Non-Residential Properties (+ 2 percent Diversion Rate)

Provide additional recycling collection services to non-residential customers to accommodate their needs; such as variety in containers, types of materials, frequency of collection and location of collection. These would be provided on a user pays basis.

Diversion of New Materials from Landfill (+ 2.7 percent Diversion Rate)

This could include investigating the establishment of a construction and demolition waste processing service (with associated collections), aiming to divert at least one third of this waste currently going to landfill. Implementation would be subject to investigation and detailed financial analysis.

Our response to growth

The city has grown further away from our existing recycling drop-off points. We need to investigate establishing a new drop off site for recycling and green waste in the north east of the city to better service this growth.

We will continue to investigate and pilot new services

We will continually adapt to the changing markets and legislative environment and to do this we plan to be:

- Investigating the possibility of recycling difficult materials.
- Continuing education to change behaviour and promote awareness.
- Continuing to take enforcement action against those that dump rubbish illegally, and work in partnership with community group to identify and address problem spots.
- Continuing to support a community led Zero Waste Action Group.

Maintain existing levels of services

We plan to keep operating the existing services at the same level and continue to look for ways to improve operational efficiency.

Climate change is at the forefront of our work

Our resource recovery activities go together with combatting climate change, with our focus and purpose being directed at promoting sustainability and cutting back on waste. We continue to educate residents on the importance of recycling and composting, and we encourage them to reduce their reliance on single-use plastics. By introducing a food scraps collection service, we will be further reducing greenhouse gases.

We have and continue to invest in infrastructure upgrades to improve the resilience of waste management systems, such as upgrading our recycling facilities to withstand extreme weather events.

Overall, we are taking a proactive approach to addressing the impacts of climate change on our resource recovery activity, and we're committed to promoting sustainability and reducing our carbon footprint in the long term.

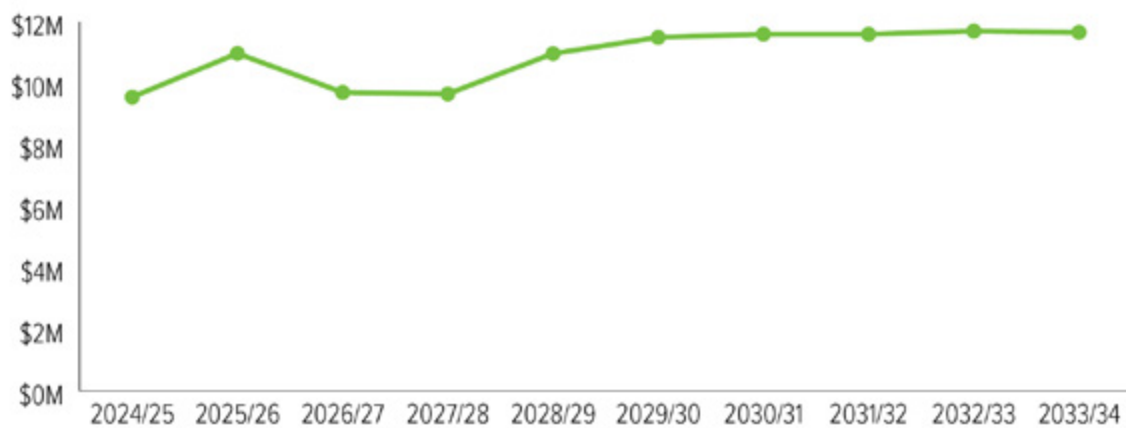
“The government has further incentivised waste reduction by including landfills in the New Zealand Emissions Trading Scheme so the more we can divert from landfill, the greater part we play in reducing green-house gases.”

How much will it cost?

Operations and Maintenance

We have several new assets and additional resource recovery services being proposed. The graph above shows a forecast increase in investment occurring at year six (2029/30). This is primarily being driven by the proposed kerbside food waste collection and processing service which is likely to become a legislative requirement.

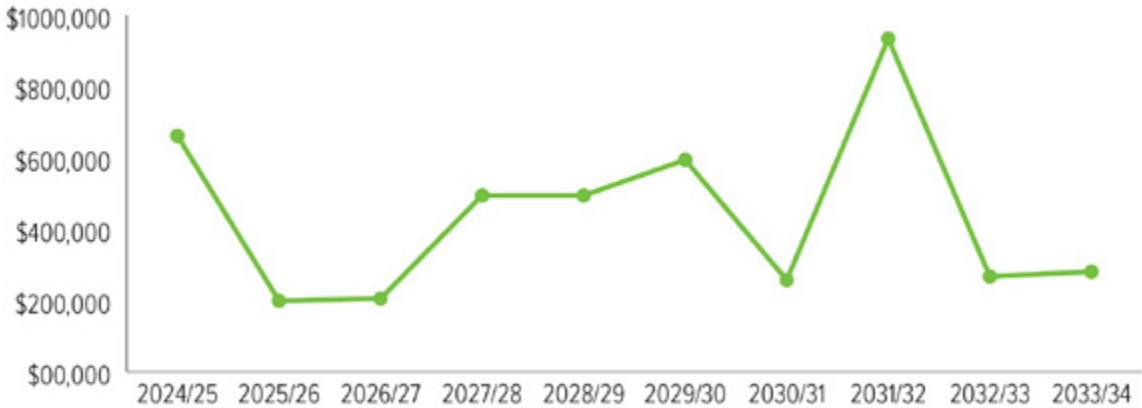
This investment would introduce a whole new recycling service and associated running costs. Other Operations and Maintenance costs are forecast to remain steady throughout the first ten years.



Year two has a substantial cost operating costs increase of around \$730,000 and further proposed increases in outer years amounting to just over \$1 million per year.

There will be an increase in operating costs associated with the development of our resource recycling facility and drop off facilities, potential new food waste collection service, additional wheelie bins and crates for new growth areas, safety improvements in our collection vehicles and transfer station sites, and improved contamination monitoring.

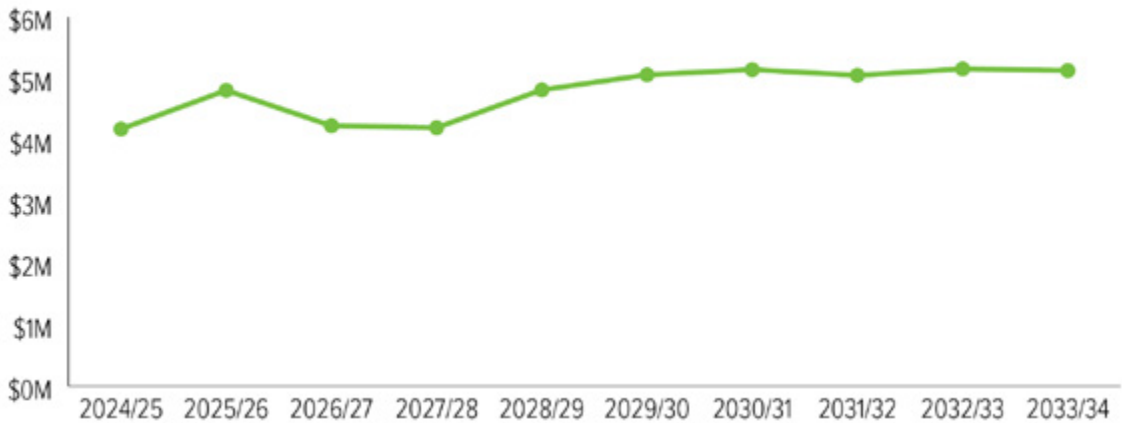
Renewals



Renewals will steadily increase over the ten years, with some spikes to accommodate individual asset renewals.

In 2031/32 there is an increase in renewals, which can be attributed to renewing our processing machinery for our composting service activity.

Capital new



The overall level of expenditure proposed varies throughout the ten years. The significant spike in years three and four is due to the costs associated with the implementation of the food scrap collection service i.e. additional trucks, collection bins etc.

A new recycling drop-off point is planned for 2025/26 and a major upgrade of the Material Recovery Facility, where we process the city's recycling, is proposed to occur in 2027/28. Every year there are minor new works associated with providing for growth (new bins and crates), landfill landscaping and public space bins.

