

PALMERSTON NORTH CITY COUNCIL PARKING METER OPERATIONS





1

Enter your space number using the key pad.

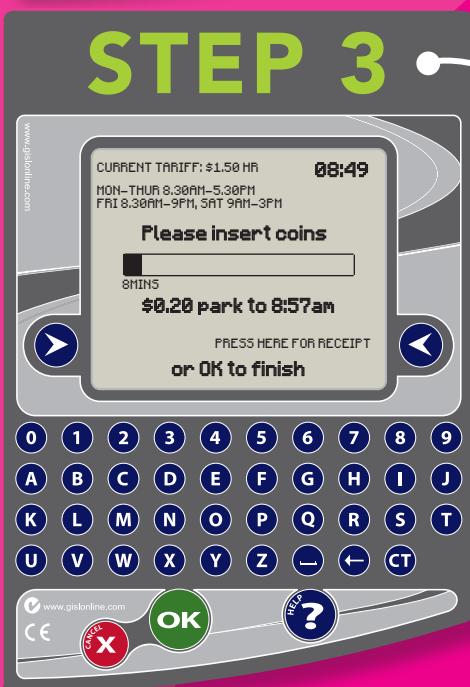


2

Confirm your space number then either enter coins OR select payment type by pushing  or .

Follow on-screen instructions for CREDIT CARD or TXT A PARK.



The keypads are currently installed in all on-street parking meters. Some off-street parking meters remain as pay and display with no keypad



3

Confirm correct amount of time has been purchased.

It is important that you enter and confirm the time you require as adding further payment after completing your transaction cancels the previous entry.

THEN either press  which completes your transaction with a receipt OR  which completes the transaction without a receipt. Council recommends all users opt to print a receipt.

THERE IS NO NEED TO DISPLAY A TICKET IN YOUR WINDSCREEN

For more information visit www.pncc.govt.nz
Private Bag 11034 | The Square, Palmerston North
Phone: 06 356 8199

